

## Veal Supply at a Glance - Canada

For week ending June 26, 2021

Quebec Live Auction												
Dairy Calves	Number	2021			Number	2020			Volume (YTD)			
		Price (\$ / 100 lbs)	Average	Min		Max	Price (\$ / 100 lbs)	Average	Min	Max	head	head
Holstein Male	(head)				(head)							
Good 90 -120 lbs	514	152.00	135.00	170.00	713	172.00	150.00	195.00	12 168	14 284	-14.8 %	
Good 121 - 140 lbs	176	155.00	140.00	175.00	218	170.00	150.00	185.00	4 627	5 028	-8.0 %	
Average 90 - 140 lbs	541	122.00	90.00	150.00	452	148.00	120.00	180.00	10 817	10 990	-1.6 %	
Misc. - All weights	272	58.00	30.00	107.00	228	72.00	30.00	135.00	5 043	5 319	-5.2 %	
Holstein Female												
Good 90 -120 lbs	48	104.00	60.00	170.00	85	166.00	118.00	250.00	1 142	1 608	-29.0 %	
Other milk breeds (all weights)	29	70.00	10.00	110.00	27	104.00	30.00	175.00	583	688	-15.3 %	
Crossbreeds dairy-butcher (all weights)	470	308.00	165.00	385.00	237	374.00	220.00	500.00	9 694	5 349	81.2 %	
A2 Grain fed veal cattle (hide off)	1 375	233.20	n/a	n/a	1 441	222.00	n/a	n/a	37 799	37 159	1.7 %	
688 lbs live / 375-419 lbs hide off												

Source: Les producteurs de bovins du Québec

Ontario Live Auction											
	Number	2021			Number	2020			Volume (YTD)		
		Price (\$ / 100 lbs)	Average	Min		Max	Price (\$ / 100 lbs)	Average	Min	Max	head
+ 600 lbs	705	107.91	96.87	119.92	656	116.42	106.35	129.09	17 030	15 306	11.3 %
451 - 600 lbs	35	93.83	68.34	119.51	30	105.38	85.10	118.73	862	1 140	-24.4 %
301 - 450 lbs	23	106.35	89.39	129.32	20	132.59	101.65	157.05	850	884	-3.8 %
126 - 300 lbs	114	130.70	97.11	212.63	138	148.15	106.02	212.44	2 891	2 920	-1.0 %
- 125 lbs	928	154.02	92.07	326.30	811	177.08	114.93	351.17	20 068	18 434	8.9 %

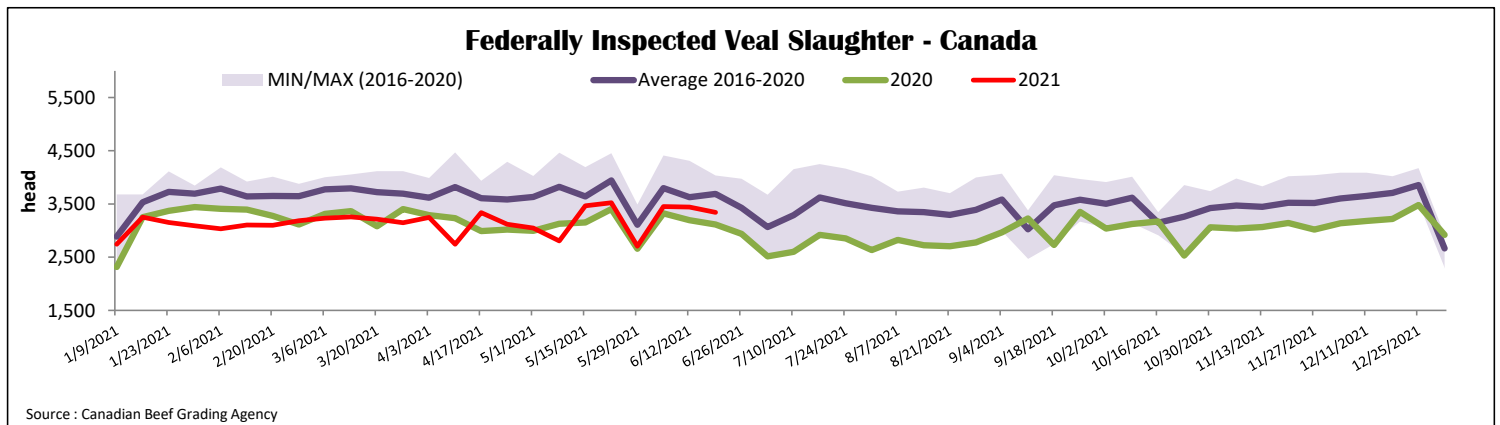
Source: Beef Farmers of Ontario

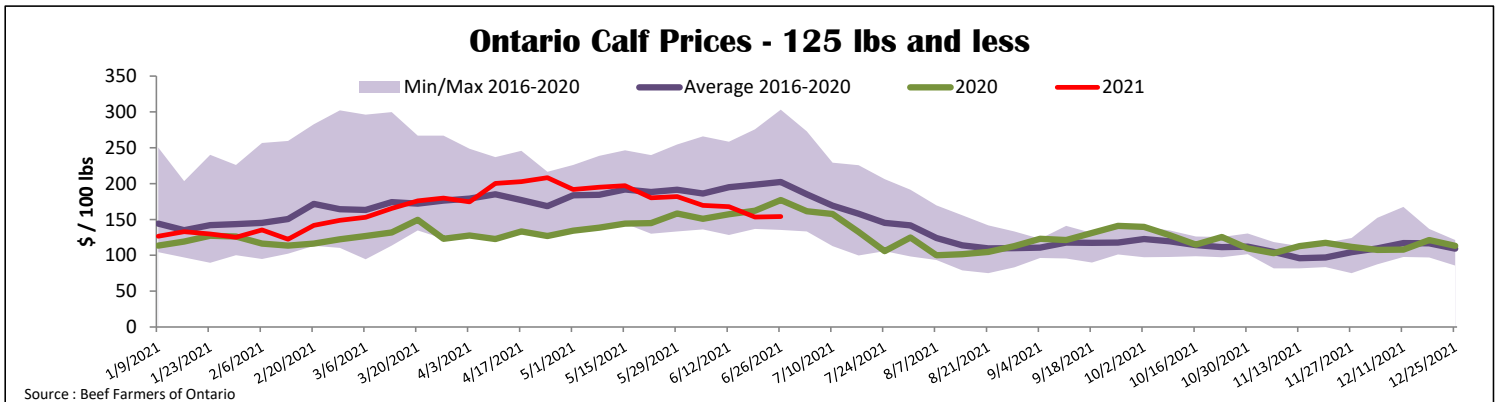
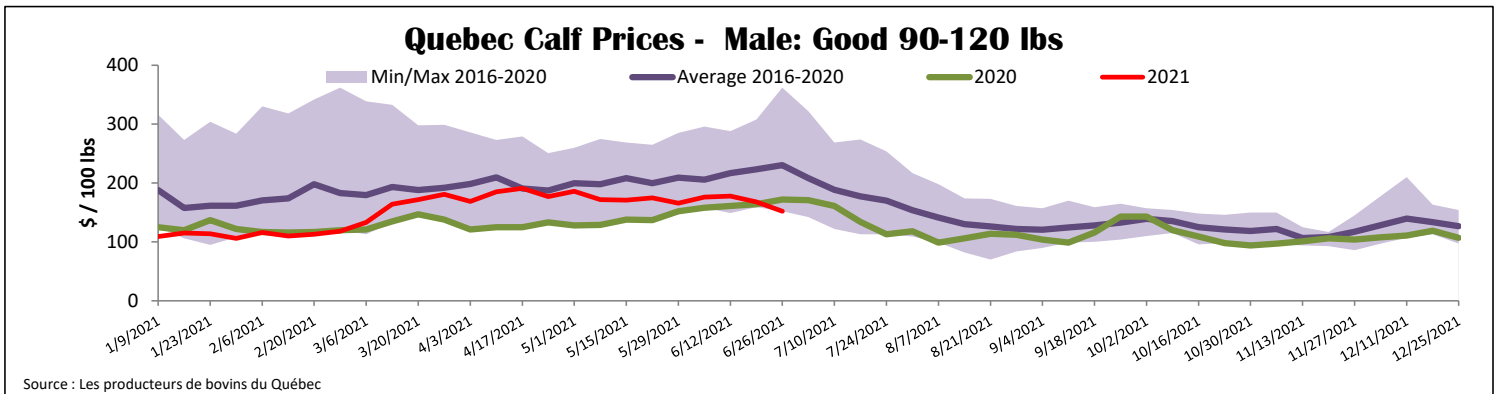
Federally Inspected Slaughter									
	Weekly			Year to date			Carcass Weight lbs (Jan.-April)		
	2021*	2020	% chg	2021*	2020	% chg	2021	2020	% chg
Quebec	N/A	2 936	-	75 169	79 160	-5.0 %	355	342	3.8 %
Rest of Canada	N/A	0	-	560	1	-	379	449	-15.6 %
<b>Canada</b>	<b>N/A</b>	<b>2 936</b>	<b>-</b>	<b>75 729</b>	<b>79 161</b>	<b>-4.3 %</b>	<b>355</b>	<b>342</b>	<b>3.8 %</b>

Source: Canadian Beef Grading Agency \*2021 slaughter data will not be published this week due to an incomplete dataset Source: Canadian Food Inspection Agency (CFIA)

Domestic Exports					Imports						
Total veal (tonnes)	Jan. 1 - April 30, 2021				Total veal (tonnes)	Jan. 1 - June 26, 2021					
	2021	2020	% chg		2021	2020	% chg				
United States	1 115	561	98.8 %	New Zealand	386	108	-	United States	298	381	-21.8 %
Japan	220	0	-	Australia	25	105	-76.3 %	EU-27			
United Arab Emirates	52	39	33.5 %	Netherlands	174	153	13.8 %	Others	160	27	-
Others	0	4	-	EU-27 total	334	179	86.4 %	Others	25	0	-
<b>Total</b>	<b>1 387</b>	<b>604</b>	<b>-</b>	<b>Total</b>	<b>1 067</b>	<b>773</b>	<b>38.1 %</b>				

Source: Statistics Canada Source: CFIA





<b>United States</b>										
Week ending June 19, 2021										
Federally Inspected Slaughter				Northeast and North Central U.S. Wholesale Price						
	Weekly			Year to date			May 2021 Wholesale Price			
	2021	2020	% chg	2021	2020	% chg	\$/100 lbs	Simple avg	Min	Max
Milk-fed or nature										
North East & North Central*	2 386	3 425	-30.3 %	66 074	85 851	-23.0 %	307 Rack, Ribeye	N/A	N/A	N/A
Other calves	4 515	4 557	-0.9 %	100 105	128 889	-22.3 %	332 Loin, Trimmed 4x4	610.00	525.00	695.00
	<b>6 901</b>	<b>7 982</b>	<b>-13.5 %</b>	<b>166 179</b>	<b>214 740</b>	<b>-22.6 %</b>	1336 Leg slice, Retail	937.50	825.00	1 050.00
Production							1312 Osso Buco, Fore Shank	772.50	695.00	850.00
Calves (million lbs)	0.9	1.2	-25.0 %	23.9	29.0	-17.6 %	Shoulder Clod, Chuck	700.00	650.00	750.00
Live weight (lbs)	222	258	-14.0 %							
Dressed weight (lbs)	129	150	-14.0 %							

Source : USDA

North East & North Central					Pennsylvania Calf Auction				
(Veal Carcass, Hot Basis – Paid to Producer (Hide off, 255-315 lbs))					Graded Holstein Bull Calves* June 19, 2021				
Special fed : milk fed, nature									
\$/US / 100 lbs		Weighted Average	Min	Max			\$/ 100 lbs	Min	Max
Non-Packer & Packers Owned		325.55	310.00	332.00	Number 1	Weight	Head		
						- 89 lbs	12	120.00	150.00
						90 - 120 lbs	132	75.00	195.00
						+ 120 lbs	14	110.00	160.00
						Beef Cross	47	160.00	315.00
					Number 2	- 100 lbs	92	40.00	160.00
						+ 100 lbs	127	75.00	170.00
						Beef Cross	23	115.00	270.00
					Number 3	- 100 lbs	125	25.00	127.00
						+ 100 lbs	37	20.00	130.00
						Beef Cross	2	85.00	90.00

\* Does not include all head sold

Source : USDA