

Veal Supply at a Glance - Canada

For week ending July 10, 2021

Quebec Live Auction											
	Number	2021			Number	2020			Volume (YTD)		
		Price (\$ / 100 lbs)				Price (\$ / 100 lbs)			head		
Dairy Calves	(head)	Average	Min	Max	(head)	Average	Min	Max	2021	2020	% chg
Holstein Male											
Good 90 -120 lbs	599	114.00	100.00	130.00	712	161.00	145.00	180.00	13 288	15 401	-13.7 %
Good 121 - 140 lbs	206	115.00	100.00	130.00	237	160.00	140.00	180.00	4 998	5 386	-7.2 %
Average 90 - 140 lbs	482	89.00	60.00	125.00	611	132.00	100.00	160.00	11 804	11 963	-1.3 %
Misc. - All weights	287	44.00	20.00	80.00	329	63.00	20.00	115.00	5 568	5 787	-3.8 %
Holstein Female											
Good 90 -120 lbs	50	70.00	20.00	150.00	107	134.00	90.00	245.00	1 271	1 770	-28.2 %
Other milk breeds (all weights)	22	57.00	20.00	100.00	31	94.00	50.00	148.00	635	734	-13.5 %
Crossbreeds dairy-butcher (all weights)	468	400.00	280.00	520.00	344	261.00	140.00	360.00	10 623	5 872	80.9 %
A2 Grain fed veal cattle (hide off)	1 313	233.80	n/a	n/a	1 231	222.00	n/a	n/a	40 616	38 320	6.0 %
688 lbs live / 375-419 lbs hide off											

Source: Les producteurs de bovins du Québec

Ontario Live Auction											
	Number	2021			Number	2020			Volume (YTD)		
		Price (\$ / 100 lbs)				Price (\$ / 100 lbs)			head		
	(head)	Average	Min	Max	(head)	Average	Min	Max	2021	2020	% chg
+ 600 lbs	699	118.16	105.13	133.79	619	120.01	105.07	135.88	18 363	16 620	10.5 %
451 - 600 lbs	16	106.51	81.56	143.31	29	112.98	91.76	128.24	909	1 195	-23.9 %
301 - 450 lbs	30	104.87	79.66	119.00	35	173.67	111.77	224.20	906	931	-2.7 %
126 - 300 lbs	153	113.08	79.29	213.82	119	148.84	103.17	240.84	3 173	3 149	0.8 %
- 125 lbs	876	139.15	74.20	420.97	827	157.60	98.56	295.15	22 035	20 241	8.9 %

Source: Beef Farmers of Ontario

Federally Inspected Slaughter									
	Weekly			Year to date			Carcass Weight lbs (Jan.-May)		
	2021	2020	% chg	2021	2020	% chg	2021	2020	% chg
Quebec	3 104	2 603	-	83 742	84 278	-0.6 %	356	344	3.7 %
Rest of Canada	0	0	-	560	1	-	383	449	-14.7 %
Canada	3 104	2 603	-	84 302	84 279	0.0 %	356	344	3.7 %

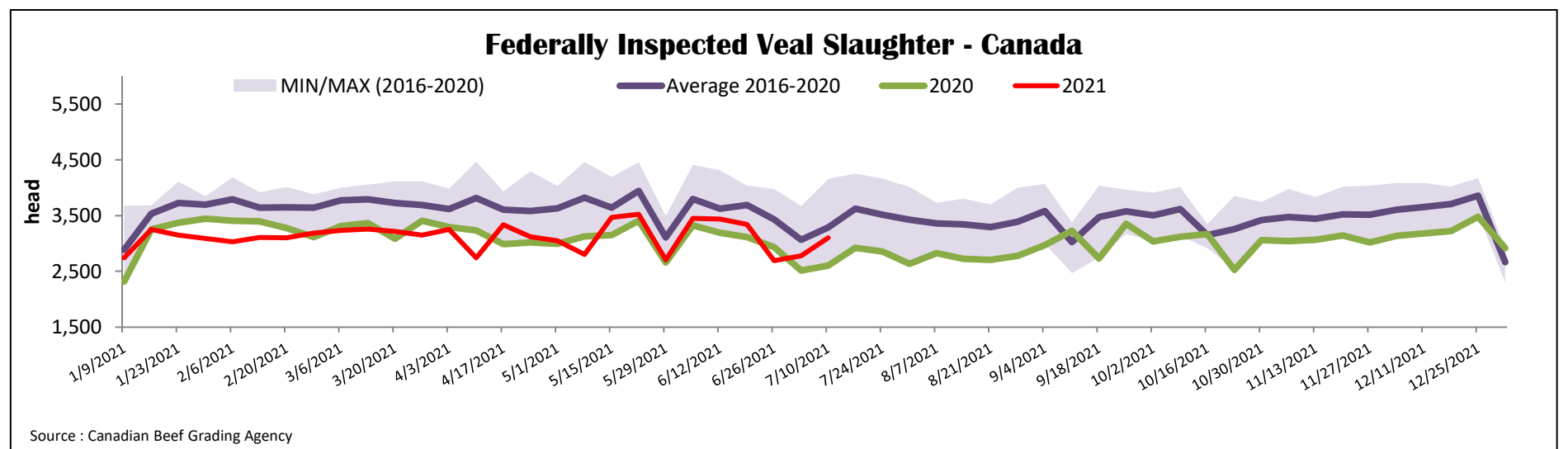
Source : Canadian Beef Grading Agency

Source: Canadian Food Inspection Agency (CFIA)

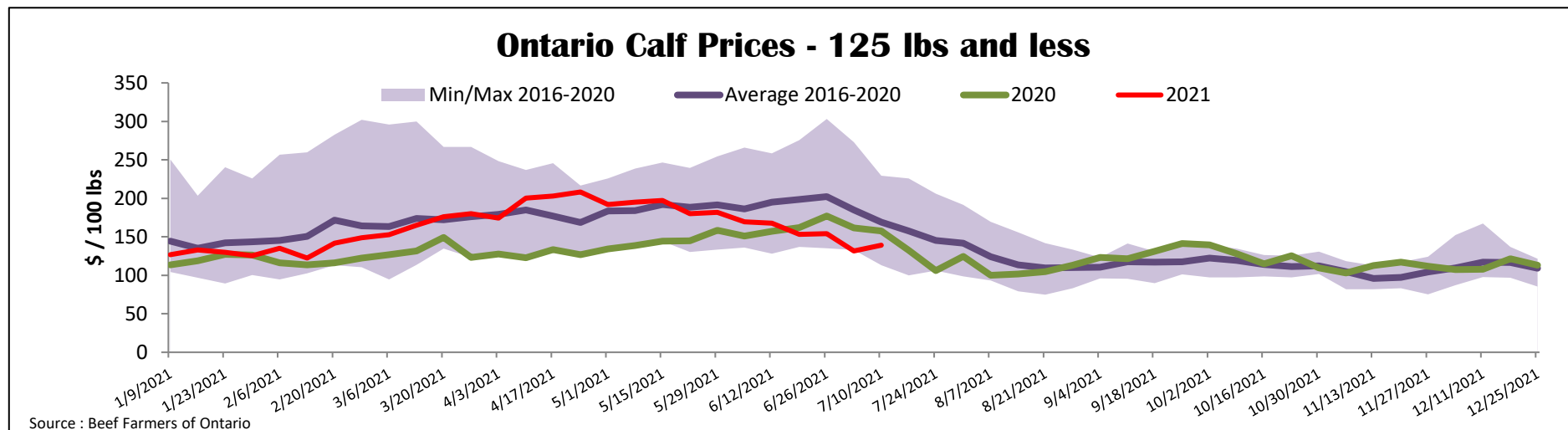
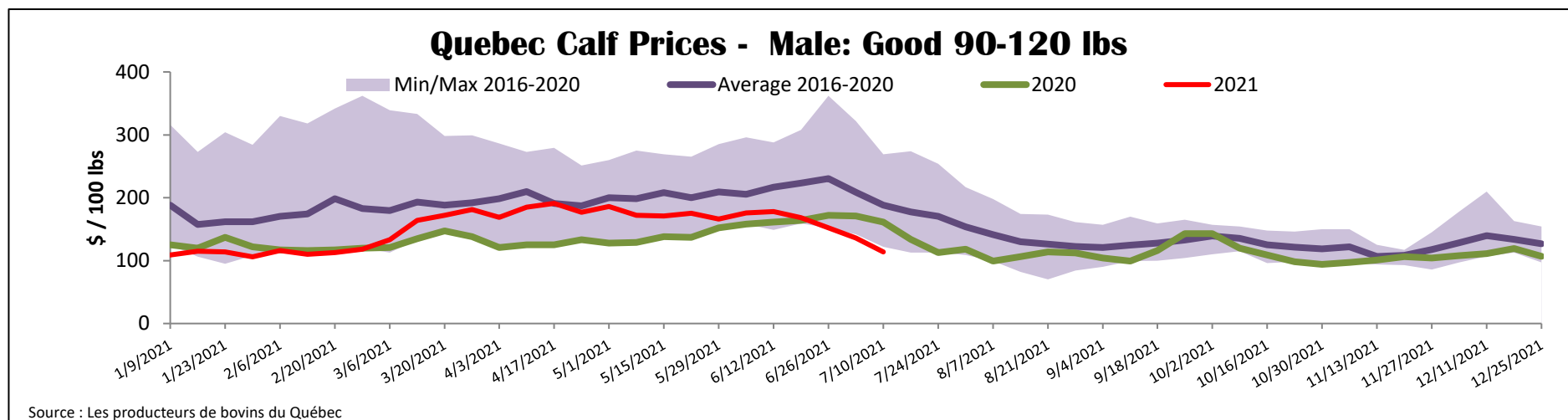
Domestic Exports					Imports				
Total veal (tonnes)	Jan. 1 - May 31, 2021				Total veal (tonnes)	Jan. 1 - July 10, 2021			
	2021	2020	% chg			2021	2020	% chg	
United States	1 452	757	91.8 %		New Zealand	386	108	-	
United Arab Emirates	64	40	61.5 %		United States	321	391	-17.9 %	
Saint Pierre and Miquelon	0	5	-		Australia	24	105	-77.1 %	
Others	0	0	-		EU-27				
Total	1 516	802	89.0 %		Netherlands	207	153	35.7 %	
					Others	185	38	-	
					EU-27 total	393	191	106.0 %	
					Others	25	0	-	
					Total	1 149	795	44.5 %	

Source: Statistics Canada

Source: CFIA



Source : Canadian Beef Grading Agency



United States										
Week ending July 3, 2021										
Federally Inspected Slaughter					Northeast and North Central U.S. Wholesale Price					
			Weekly	Year to date			June 2021 Wholesale Price			
	2021	2020	% chg	2021	2020	% chg	\$/100 lbs	Simple avg	Min	Max
Milk-fed or nature							307 Rack, Ribeye	N/A	N/A	N/A
North East & North Central*	2 149	3 793	-43.3 %	70 648	93 669	-24.6 %	332 Loin, Trimmed 4x4	610.00	525.00	695.00
Other calves	4 904	5 020	-2.3 %	109 736	138 517	-20.8 %	1336 Leg slice, Retail	937.50	825.00	1 050.00
	7 053	8 813	-20.0 %	180 384	232 186	-22.3 %	1312 Osso Buco, Foreshank	772.50	695.00	850.00
Production							Shoulder Clod, Chuck	700.00	650.00	750.00
Calves (million lbs)	0.8	1.3	-38.5 %	25.6	31.6	-19.0 %				
Live weight (lbs)	204	253	-19.4 %							
Dressed weight (lbs)	118	148	-20.3 %							
North East & North Central					Pennsylvania Calf Auction					
(Veal Carcass, Hot Basis – Paid to Producer (Hide off, 255-315 lbs))					Graded Holstein Bull Calves* July 3, 2021					
Special fed : milk fed, nature					\$/ 100 lbs					
			Weighted Average	Min	Max					
\$US / 100 lbs						Number 1	Weight	Head	Min	Max
Non-Packer & Packers Owned			332.39	325.00	338.00	- 89 lbs	15		50.00	195.00
						90 - 120 lbs	114		55.00	200.00
						+ 120 lbs	11		102.50	140.00
						Beef Cross	57		115.00	265.00
						Number 2	Weight	Head	Min	Max
						- 100 lbs	62		30.00	117.50
						+ 100 lbs	81		60.00	130.00
						Beef Cross	14		75.00	200.00
						Number 3	Weight	Head	Min	Max
						- 100 lbs	137		15.00	97.00
						+ 100 lbs	28		20.00	100.00
						Beef Cross	4		50.00	75.00
					* Does not include all head sold					

Source : USDA