

Veal Supply at a Glance - Canada

For week ending May 29, 2021

Quebec Live Auction											
	Number	2021			Number	2020			Volume (YTD)		
		Price (\$ / 100 lbs)				Price (\$ / 100 lbs)			head		
Dairy Calves	(head)	Average	Min	Max	(head)	Average	Min	Max	2021	2020	% chg
Holstein Male											
Good 90 -120 lbs	486	166.00	150.00	180.00	512	152.00	130.00	175.00	10 230	11 660	-12.3 %
Good 121 - 140 lbs	180	169.00	155.00	185.00	179	154.00	135.00	170.00	3 902	4 238	-7.9 %
Average 90 - 140 lbs	449	134.00	100.00	165.00	346	129.00	100.00	170.00	8 669	9 197	-5.7 %
Misc. - All weights	232	63.00	30.00	110.00	169	76.00	30.00	130.00	4 148	4 399	-5.7 %
Holstein Female											
Good 90 -120 lbs	38	121.00	85.00	242.00	69	125.00	90.00	185.00	952	1 332	-28.5 %
Other milk breeds (all weights)	30	83.00	50.00	170.00	14	79.00	20.00	120.00	483	557	-13.3 %
Crossbreeds dairy-butcher (all weights)	409	388.00	215.00	475.00	188	291.00	150.00	370.00	7 911	4 321	83.1 %
A2 Grain fed veal cattle (hide off)	1 328	234.30	n/a	n/a	1 482	222.00	n/a	n/a	32 638	31 458	3.8 %
688 lbs live / 375-419 lbs hide off											

Source: Les producteurs de bovins du Québec

Ontario Live Auction											
	Number	2021			Number	2020			Volume (YTD)		
		Price (\$ / 100 lbs)				Price (\$ / 100 lbs)			head		
	(head)	Average	Min	Max	(head)	Average	Min	Max	2021	2020	% chg
+ 600 lbs	768	106.88	93.69	121.02	643	112.62	100.27	128.29	14 179	12 885	10.0 %
451 - 600 lbs	40	96.88	80.23	114.17	42	110.32	93.93	118.57	724	972	-25.5 %
301 - 450 lbs	30	122.81	95.00	167.58	36	195.57	123.83	236.99	732	771	-5.1 %
126 - 300 lbs	127	170.34	112.84	262.04	140	161.04	110.76	265.21	2 378	2 384	-0.3 %
- 125 lbs	848	182.03	118.91	376.98	673	158.31	99.68	305.29	16 411	15 284	7.4 %

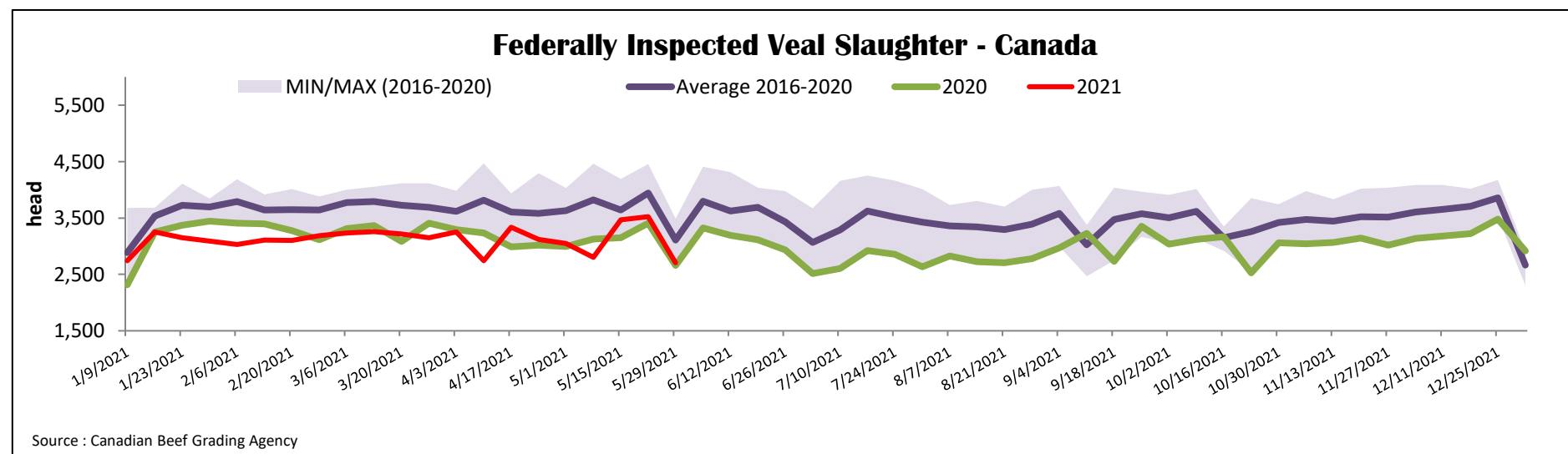
Source: Beef Farmers of Ontario

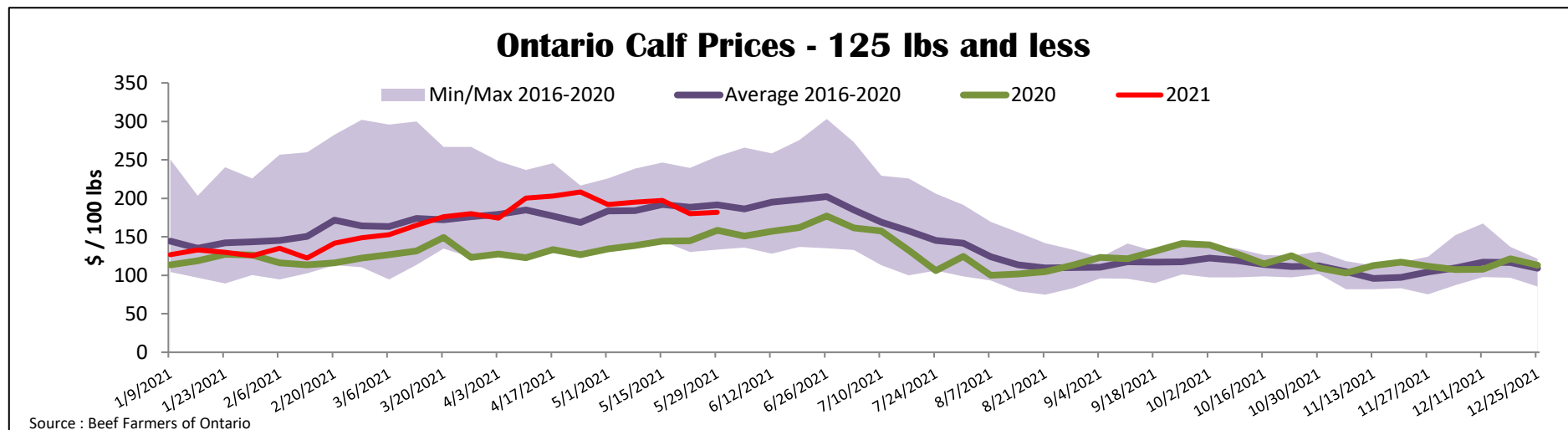
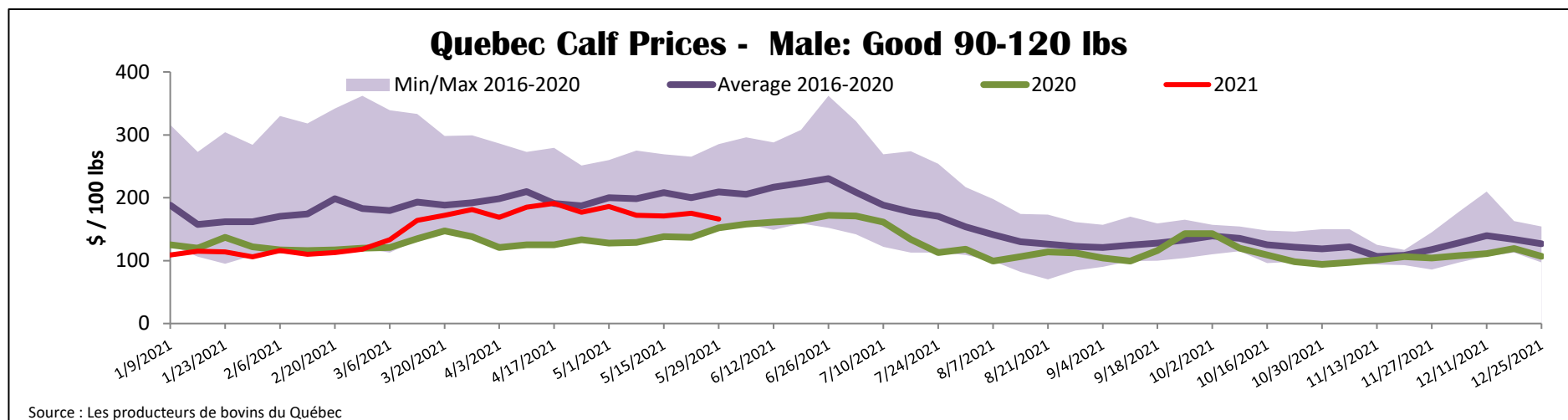
Federally Inspected Slaughter									
	Weekly			Year to date			Carcass Weight lbs (Jan.-April)		
	2021	2020	% chg	2021	2020	% chg	2021	2020	% chg
Quebec	2 706	2 656	1.9 %	64 936	66 595	-2.5 %	355	342	3.8 %
Rest of Canada	0	0	-	560	1	-	379	449	-15.6 %
Canada	2 706	2 656	1.9 %	65 496	66 596	-1.7 %	355	342	3.8 %

Source: Canadian Beef Grading Agency / Source: Canadian Food Inspection Agency (CFIA)

Domestic Exports					Imports				
Total veal (tonnes)	Jan. 1 - March 30, 2021				Total veal (tonnes)	Jan. 1 - May 29, 2021			
	2021	2020	% chg			2021	2020	% chg	
United States	800	426	87.6 %		New Zealand	369	108	-	
Japan	220	0	-		United States	274	325	-15.5 %	
United Arab Emirates	40	39	4.0 %		Australia	24	103	-76.7 %	
Others	0	3	-		EU-27				
Total	1 060	468	-		Netherlands	134	121	10.4 %	
					Others	134	27	-	
					EU-27 total	268	148	80.7 %	
					Others	25	0	-	
					Total	960	684	40.2 %	

Source: Statistics Canada / Source: CFIA





United States										
Week ending May 22, 2021										
Federally Inspected Slaughter					Northeast and North Central U.S. Wholesale Price					
	Weekly			Year to date			April 2021 Wholesale Price			
Milk-fed or nature	2021	2020	% chg	2021	2020	% chg	\$/100 lbs	Simple avg	Min	Max
North East & North Central*	2 666	3 919	-32.0 %	57 224	71 229	-19.7 %	307 Rack, Ribeye	N/A	N/A	N/A
Other calves	3 663	3 883	-5.7 %	82 048	113 833	-27.9 %	332 Loin, Trimmed 4x4	610.00	525.00	695.00
	6 329	7 802	-18.9 %	139 272	185 062	-24.7 %	1336 Leg slice, Retail	937.50	825.00	1 050.00
Production							1312 Osso Buco, Foreshank	772.50	695.00	850.00
Calves (million lbs)	0.9	1.3	-30.8 %	20.4	24.4	-16.4 %	Shoulder Clod, Chuck	700.00	650.00	750.00
Live weight (lbs)	237	277	-14.4 %							
Dressed weight (lbs)	138	163	-15.3 %							
North East & North Central					Pennsylvania Calf Auction					
(Veal Carcass, Hot Basis – Paid to Producer (Hide off, 255-315 lbs))					Graded Holstein Bull Calves* May 22, 2021					
Special fed : milk fed, nature					\$/ 100 lbs					
\$US / 100 lbs	Weighted Average			Min	Max	Number 1	Weight	Head	Min	Max
							- 89 lbs	9	120.00	205.00
							90 - 120 lbs	180	75.00	275.00
							+ 120 lbs	18	160.00	230.00
							Beef Cross	62	200.00	410.00
Non-Packer & Packers Owned	318.77			305.00	330.00	Number 2	- 100 lbs	75	60.00	190.00
							+ 100 lbs	124	85.00	205.00
							Beef Cross	17	175.00	285.00
						Number 3	- 100 lbs	95	27.00	150.00
							+ 100 lbs	35	90.00	150.00
							Beef Cross	4	160.00	210.00
					* Does not include all head sold					
Source : USDA					Source : USDA					