

## Veal Supply at a Glance - Canada

For week ending June 12, 2021

Quebec Live Auction											
	Number	2021			Number	2020			Volume (YTD)		
		Price ( \$ / 100 lbs)				Price ( \$ / 100 lbs)			head		
Dairy Calves	(head)	Average	Min	Max	(head)	Average	Min	Max	2021	2020	% chg
Holstein Male											
Good 90 -120 lbs	462	178.00	160.00	195.00	645	161.00	140.00	190.00	11 216	12 925	-13.2 %
Good 121 - 140 lbs	151	178.00	165.00	195.00	201	157.00	140.00	185.00	4 279	4 617	-7.3 %
Average 90 - 140 lbs	536	150.00	115.00	180.00	453	131.00	100.00	160.00	9 631	10 101	-4.7 %
Misc. - All weights	192	56.00	20.00	120.00	238	63.00	20.00	110.00	4 513	4 847	-6.9 %
Holstein Female											
Good 90 -120 lbs	38	135.00	110.00	175.00	86	131.00	90.00	270.00	1045	1 458	-28.3 %
Other milk breeds (all weights)	24	101.00	60.00	160.00	23	102.00	40.00	210.00	527	619	-14.9 %
Crossbreeds dairy-butcher (all weights)	409	305.00	170.00	395.00	288	310.00	190.00	415.00	8 746	4 841	80.7 %
A2 Grain fed veal cattle (hide off)	1 248	233.00	n/a	n/a	1 286	222.00	n/a	n/a	35 173	34 154	3.0 %
688 lbs live / 375-419 lbs hide off											

Source: Les producteurs de bovins du Québec

Ontario Live Auction											
	Number	2021			Number	2020			Volume (YTD)		
		Price ( \$ / 100 lbs)				Price ( \$ / 100 lbs)			head		
	(head)	Average	Min	Max	(head)	Average	Min	Max	2021	2020	% chg
+ 600 lbs	657	111.97	97.68	126.32	534	112.74	100.69	129.07	15 579	14 102	10.5 %
451 - 600 lbs	28	99.91	90.32	114.25	53	106.33	95.78	118.48	790	1 087	-27.3 %
301 - 450 lbs	24	131.44	98.14	156.40	23	121.82	91.22	163.91	802	838	-4.3 %
126 - 300 lbs	108	160.23	103.47	251.73	121	153.40	111.60	246.48	2 646	2 644	0.1 %
- 125 lbs	840	167.67	111.39	310.84	827	157.25	95.06	330.06	18 158	16 823	7.9 %

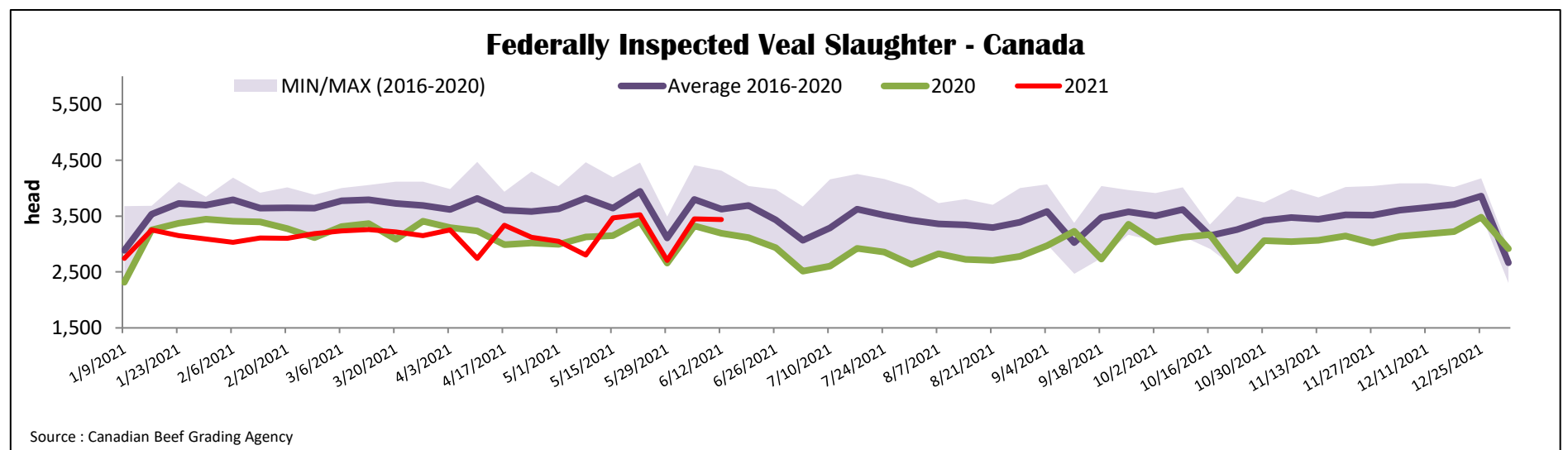
Source: Beef Farmers of Ontario

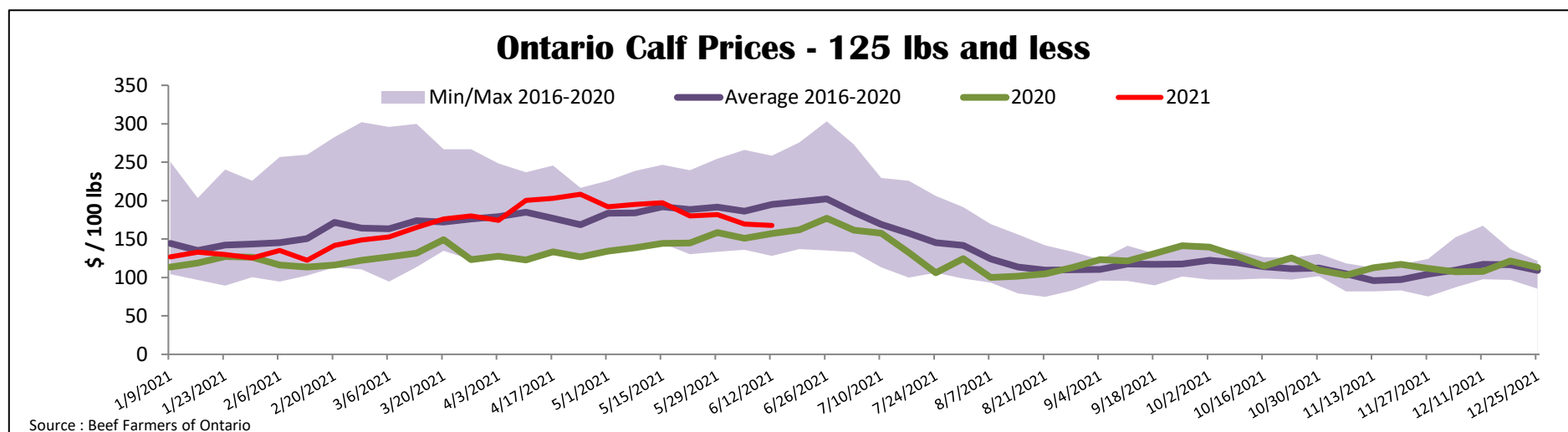
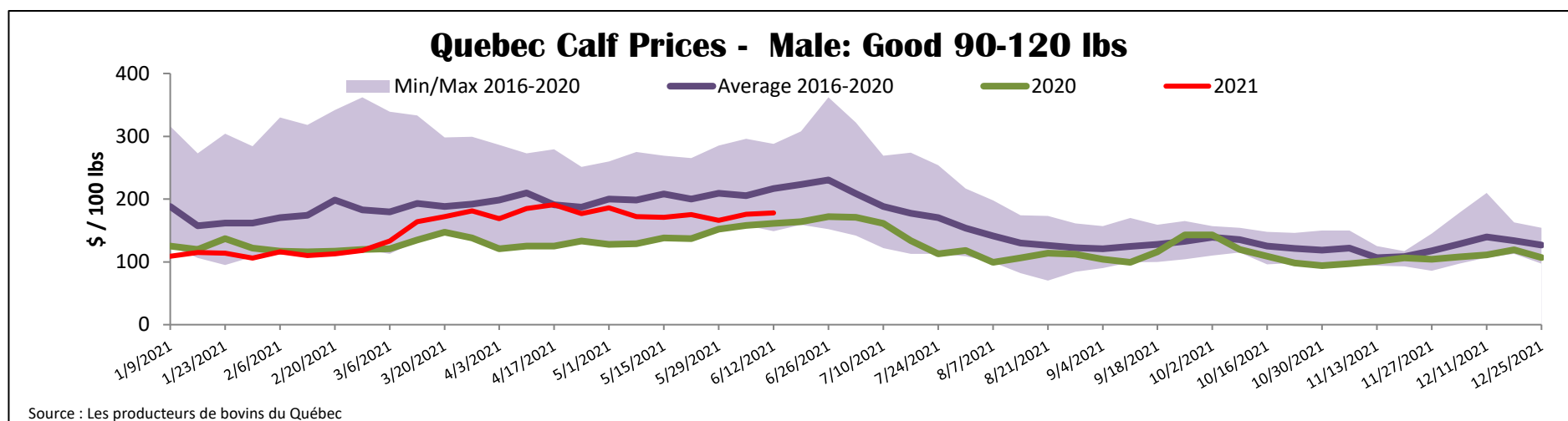
Federally Inspected Slaughter									
	Weekly			Year to date			Carcass Weight lbs (Jan.-April)		
	2021	2020	% chg	2021	2020	% chg	2021	2020	% chg
Quebec	3 440	3 194	7.7 %	71 828	73 111	-1.8 %	355	342	3.8 %
Rest of Canada	0	0	-	560	1	-	379	449	-15.6 %
<b>Canada</b>	<b>3 440</b>	<b>3 194</b>	<b>7.7 %</b>	<b>72 388</b>	<b>73 112</b>	<b>-1.0 %</b>	<b>355</b>	<b>342</b>	<b>3.8 %</b>

Source: Canadian Beef Grading Agency / Source: Canadian Food Inspection Agency (CFIA)

Domestic Exports					Imports				
Total veal (tonnes)	Jan. 1 - April 30, 2021				Total veal (tonnes)	Jan. 1 - June 12, 2021			
	2021	2020	% chg			2021	2020	% chg	
United States	1 115	561	98.8 %		New Zealand	386	108	-	
Japan	220	0	-		United States	297	365	-18.8 %	
United Arab Emirates	52	39	33.5 %		Australia	24	105	-77.1 %	
Others	0	4	-		<b>EU-27</b>				
<b>Total</b>	<b>1 387</b>	<b>604</b>	<b>-</b>		Netherlands	161	144	11.5 %	
					Others	136	27	-	
					<b>EU-27 total</b>	<b>297</b>	<b>171</b>	<b>73.6 %</b>	
					Others	25	0	-	
					<b>Total</b>	<b>1 029</b>	<b>750</b>	<b>37.3 %</b>	

Source: Statistics Canada / Source: CFIA





<b>United States</b>										
Week ending June 5, 2021										
Federally Inspected Slaughter					Northeast and North Central U.S. Wholesale Price					
			Weekly				May 2021 Wholesale Price			
	2021	2020	% chg	2021	2020	% chg	\$/100 lbs	Simple avg	Min	Max
Milk-fed or nature										
North East & North Central*	1 899	3 603	-47.3 %	61 398	78 410	-21.7 %	307 Rack, Ribeye	N/A	N/A	N/A
Other calves	4 421	3 553	24.4 %	90 834	120 780	-24.8 %	332 Loin, Trimmed 4x4	610.00	525.00	695.00
	<b>6 320</b>	<b>7 156</b>	<b>-11.7 %</b>	<b>152 232</b>	<b>199 190</b>	<b>-23.6 %</b>	1336 Leg slice, Retail	937.50	825.00	1 050.00
Production							1312 Osso Buco, Foreshank	772.50	695.00	850.00
Calves (million lbs)	0.8	1.1	-27.3 %	22.1	26.6	-16.9 %	Shoulder Clod, Chuck	700.00	650.00	750.00
Live weight (lbs)	219	265	-17.4 %							
Dressed weight (lbs)	127	155	-18.1 %							
North East & North Central					Pennsylvania Calf Auction					
(Veal Carcass, Hot Basis – Paid to Producer (Hide off, 255-315 lbs))					Graded Holstein Bull Calves* June 5, 2021					
Special fed : milk fed, nature					\$/ 100 lbs					
			Weighted Average	Min	Max			Min	Max	
Non-Packer & Packers Owned			324.07	310.00	330.00	Number 1	- 89 lbs	23	60.00	210.00
							90 - 120 lbs	130	20.00	265.00
							+ 120 lbs	11	125.00	185.00
							Beef Cross	57	145.00	325.00
						Number 2	- 100 lbs	73	60.00	180.00
							+ 100 lbs	94	70.00	185.00
							Beef Cross	14	95.00	170.00
						Number 3	- 100 lbs	115	15.00	140.00
							+ 100 lbs	25	20.00	135.00
							Beef Cross	0	0.00	0.00
					* Does not include all head sold					

Source : USDA