

Veal Supply at a Glance - Canada

For week ending June 5, 2021

Quebec Live Auction											
Dairy Calves	Number	2021			Number	2020			Volume (YTD)		
		Price (\$ / 100 lbs)				Price (\$ / 100 lbs)			head		
	(head)	Average	Min	Max	(head)	Average	Min	Max	2021	2020	% chg
Holstein Male											
Good 90 -120 lbs	524	176.00	160.00	190.00	620	158.00	130.00	180.00	10 754	12 280	-12.4 %
Good 121 - 140 lbs	226	180.00	160.00	195.00	178	154.00	140.00	170.00	4 128	4 416	-6.5 %
Average 90 - 140 lbs	426	150.00	110.00	180.00	451	128.00	100.00	160.00	9 095	9 648	-5.7 %
Misc. - All weights	173	69.00	30.00	125.00	210	60.00	30.00	100.00	4 321	4 609	-6.2 %
Holstein Female											
Good 90 -120 lbs	55	127.00	80.00	155.00	40	109.00	40.00	195.00	1007	1 372	-26.6 %
Other milk breeds (all weights)	20	83.00	40.00	120.00	39	81.00	10.00	140.00	503	596	-15.6 %
Crossbreeds dairy-butcher (all weights)	426	325.00	200.00	430.00	232	297.00	190.00	375.00	8 337	4 553	83.1 %
A2 Grain fed veal cattle (hide off)	1 287	233.00	n/a	n/a	1 410	222.00	n/a	n/a	33 925	32 868	3.2 %
688 lbs live / 375-419 lbs hide off											

Source: Les producteurs de bovins du Québec

Ontario Live Auction											
	Number	2021			Number	2020			Volume (YTD)		
		Price (\$ / 100 lbs)				Price (\$ / 100 lbs)			head		
	(head)	Average	Min	Max	(head)	Average	Min	Max	2021	2020	% chg
+ 600 lbs	743	102.00	86.17	122.31	683	108.76	96.56	122.38	14 922	13 568	10.0 %
451 - 600 lbs	38	94.43	77.04	104.05	62	126.11	111.53	148.86	762	1 034	-26.3 %
301 - 450 lbs	46	104.94	90.13	112.55	44	119.49	84.04	180.42	778	815	-4.5 %
126 - 300 lbs	160	130.03	86.23	230.66	139	140.13	93.82	240.91	2 538	2 523	0.6 %
- 125 lbs	907	169.59	104.79	354.37	712	150.95	94.58	300.56	17 318	15 996	8.3 %

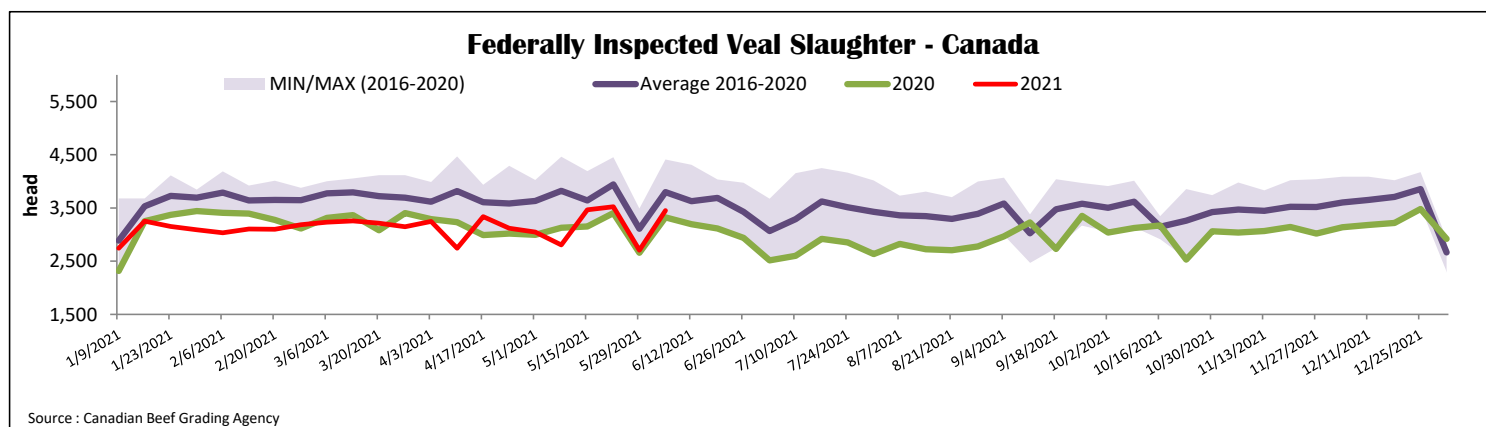
Source: Beef Farmers of Ontario

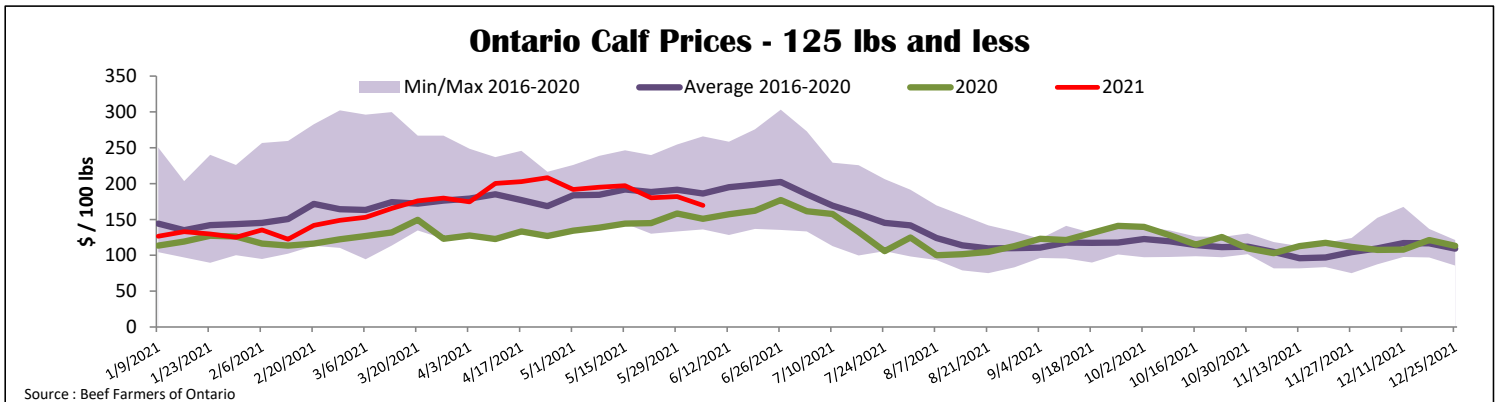
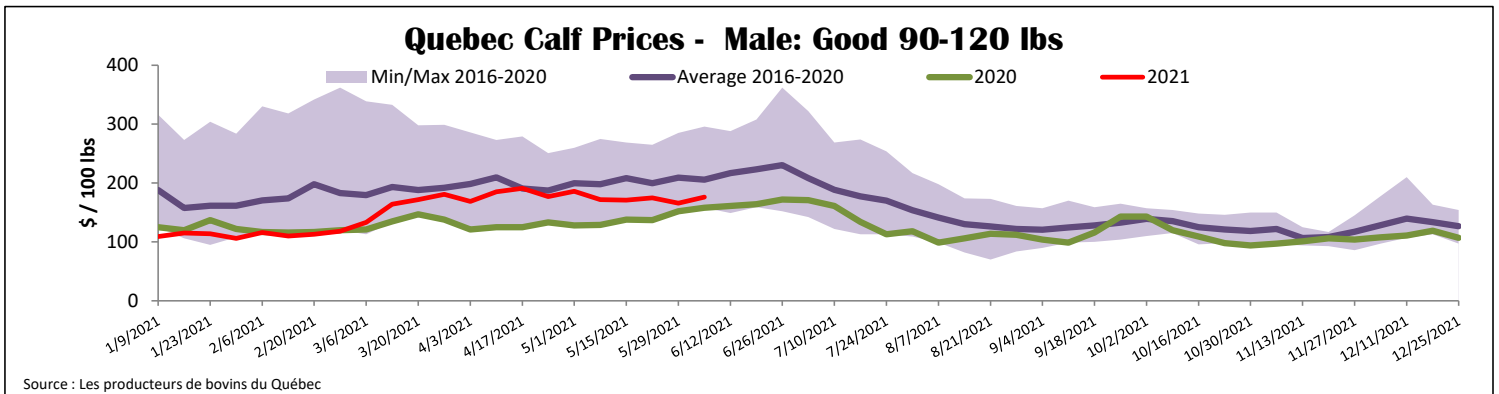
Federally Inspected Slaughter											
	2021	Weekly		% chg	2021	Year to date		% chg	Carcass Weight lbs (Jan.-April)		
		2021	2020			2021	2020		% chg	2021	2020
Quebec	3 452	3 322	3.9 %	68 388	69 917	-2.2 %	355	342	3.8 %		
Rest of Canada	0	0	-	560	1	-	379	449	-15.6 %		
Canada	3 452	3 322	3.9 %	68 948	69 918	-1.4 %	355	342	3.8 %		

Source: Canadian Beef Grading Agency / Source: Canadian Food Inspection Agency (CFIA)

Domestic Exports					Imports						
Total veal (tonnes)	Jan. 1 - April 30, 2021				Total veal (tonnes)	Jan. 1 - June 5, 2021					
	2021	2020	% chg		2021	2020	% chg		2021	2020	% chg
United States	1 115	561	98.8 %	New Zealand	369	108	-	United States	276	327	-15.6 %
Japan	220	0	-	Australia	24	103	-76.7 %	EU-27			
United Arab Emirates	52	39	33.5 %	Netherlands	139	127	9.8 %	Others	136	27	-
Others	0	4	-	EU-27 total	275	154	79.2 %	Others	25	0	-
Total	1 387	604	-	Total	969	693	39.9 %				

Source: Statistics Canada / Source: CFIA





United States

Week ending May 29, 2021

Federally Inspected Slaughter				Year to date				Northeast and North Central U.S. Wholesale Price			
Weekly				Year to date				April 2021 Wholesale Price			
	2021	2020	% chg	2021	2020	% chg	\$/100 lbs	Simple avg	Min	Max	
Milk-fed or nature											
North East & North Central*	2 275	3 578	-36.4 %	59 499	74 807	-20.5 %	307 Rack, Ribeye	N/A	N/A	N/A	
Other calves	4 365	3 394	28.6 %	86 413	117 227	-26.3 %	332 Loin, Trimmed 4x4	610.00	525.00	695.00	
	6 640	6 972	-4.8 %	145 912	192 034	-24.0 %	1336 Leg slice, Retail	937.50	825.00	1 050.00	
Production							1312 Osso Buco, Fore Shank	772.50	695.00	850.00	
Calves (million lbs)	0.9	1.1	-18.2 %	21.3	25.5	-16.5 %	Shoulder Clod, Chuck	700.00	650.00	750.00	
Live weight (lbs)	234	269	-13.0 %								
Dressed weight (lbs)	136	157	-13.4 %								

Source : USDA

North East & North Central				Pennsylvania Calf Auction				
(Veal Carcass, Hot Basis – Paid to Producer (Hide off, 255-315 lbs))				May 29, 2021				
Special fed : milk fed, nature								
\$US / 100 lbs		Weighted Average	Min	Max				
Non-Packer & Packers Owned		320.50	310.00	330.00				
				Graded Holstein Bull Calves*				
				\$ / 100 lbs				
				Min				
				Max				
				Number 1	Weight	Head	Min	Max
					- 89 lbs	29	105.00	270.00
					90 - 120 lbs	155	100.00	290.00
					+ 120 lbs	18	120.00	168.00
					Beef Cross	57	180.00	360.00
				Number 2	- 100 lbs	119	55.00	180.00
					+ 100 lbs	121	100.00	190.00
					Beef Cross	34	110.00	290.00
				Number 3	- 100 lbs	116	20.00	145.00
					+ 100 lbs	44	25.00	160.00
					Beef Cross	0	0.00	0.00

* Does not include all head sold

Source : USDA