

Veal Supply at a Glance - Canada

For week ending May 15, 2021

Quebec Live Auction											
	Number	2021			Number	2020			Volume (YTD)		
		Price (\$ / 100 lbs)				Price (\$ / 100 lbs)			head		
Dairy Calves	(head)	Average	Min	Max	(head)	Average	Min	Max	2021	2020	% chg
Holstein Male											
Good 90 -120 lbs	434	171.00	150.00	190.00	539	138.00	115.00	165.00	9 232	10 632	-13.2 %
Good 121 - 140 lbs	163	173.00	137.00	190.00	185	133.00	120.00	160.00	3 544	3 872	-8.5 %
Average 90 - 140 lbs	437	137.00	100.00	170.00	402	117.00	100.00	150.00	7 813	8 478	-7.8 %
Misc. - All weights	229	59.00	20.00	110.00	193	72.00	30.00	110.00	3 724	4 072	-8.5 %
Holstein Female											
Good 90 -120 lbs	46	119.00	80.00	150.00	53	120.00	90.00	160.00	857	1 214	-29.4 %
Other milk breeds (all weights)	18	57.00	50.00	80.00	25	80.00	48.00	125.00	425	523	-18.7 %
Crossbreeds dairy-butcher (all weights)	359	404.00	250.00	520.00	189	273.00	160.00	395.00	7 078	3 956	78.9 %
A2 Grain fed veal cattle (hide off)	1 257	233.70	n/a	n/a	1 519	222.00	n/a	n/a	29 837	28 414	5.0 %
688 lbs live / 375-419 lbs hide off											

Source: Les producteurs de bovins du Québec

Ontario Live Auction											
	Number	2021			Number	2020			Volume (YTD)		
		Price (\$ / 100 lbs)				Price (\$ / 100 lbs)			head		
	(head)	Average	Min	Max	(head)	Average	Min	Max	2021	2020	% chg
+ 600 lbs	683	109.74	98.82	121.07	657	117.79	105.71	128.56	12 636	11 599	8.9 %
451 - 600 lbs	23	98.72	92.82	105.35	54	132.23	110.98	153.18	646	890	-27.4 %
301 - 450 lbs	32	122.34	95.00	150.87	38	135.56	91.86	178.38	672	697	-3.6 %
126 - 300 lbs	90	170.98	117.39	263.37	100	140.07	97.92	235.96	2 162	2 127	1.6 %
- 125 lbs	767	197.07	120.76	432.43	612	144.28	97.20	279.98	14 772	13 928	6.1 %

Source: Beef Farmers of Ontario

Federally Inspected Slaughter									
	Weekly			Year to date			Carcass Weight lbs (Jan.-March)		
	2021	2020	% chg	2021	2020	% chg	2021	2020	% chg
Quebec	3 467	3 151	10.0 %	58 707	60 534	-3.0 %	355	340	4.2 %
Rest of Canada	0	0	-	560	1	-	-	-	-
Canada	3 467	3 151	10.0 %	59 267	60 535	-2.1 %	355	340	4.2 %

Source : Canadian Beef Grading Agency

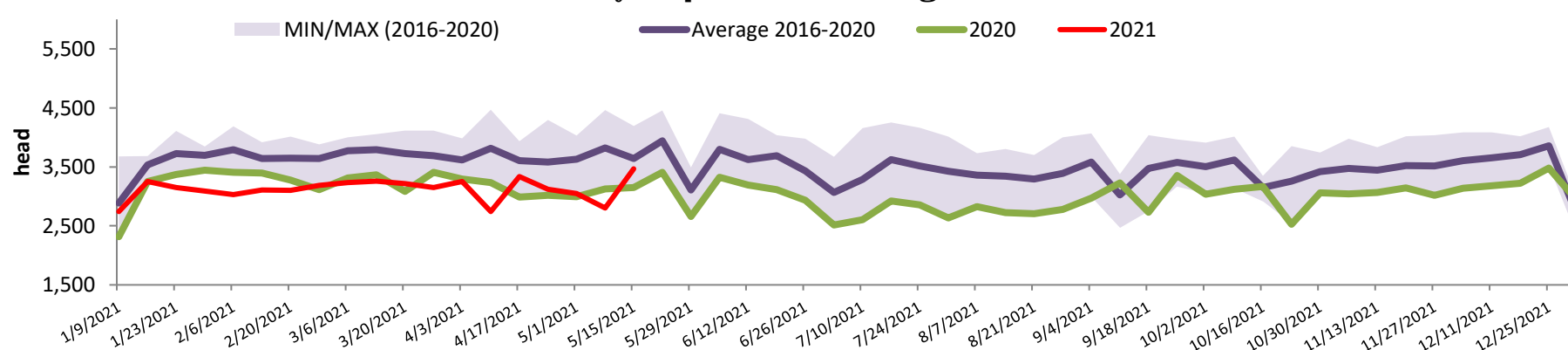
Source: Canadian Food Inspection Agency (CFIA)

Domestic Exports					Imports				
Total veal (tonnes)	Jan. 1 - March 30, 2021				Total veal (tonnes)	Jan. 1 - May 15, 2021			
	2021	2020	% chg			2021	2020	% chg	
United States	800	426	87.6 %		New Zealand	369	108	-	
Japan	220	0	-		United States	271	303	-10.6 %	
United Arab Emirates	40	39	4.0 %		Australia	24	103	-76.7 %	
Others	0	3	-		EU-27				
Total	1 060	468	-		Netherlands	114	117	-2.4 %	
					Others	134	27	-	
					EU-27 total	248	144	72.4 %	
					Others	25	0	-	
					Total	937	659	42.2 %	

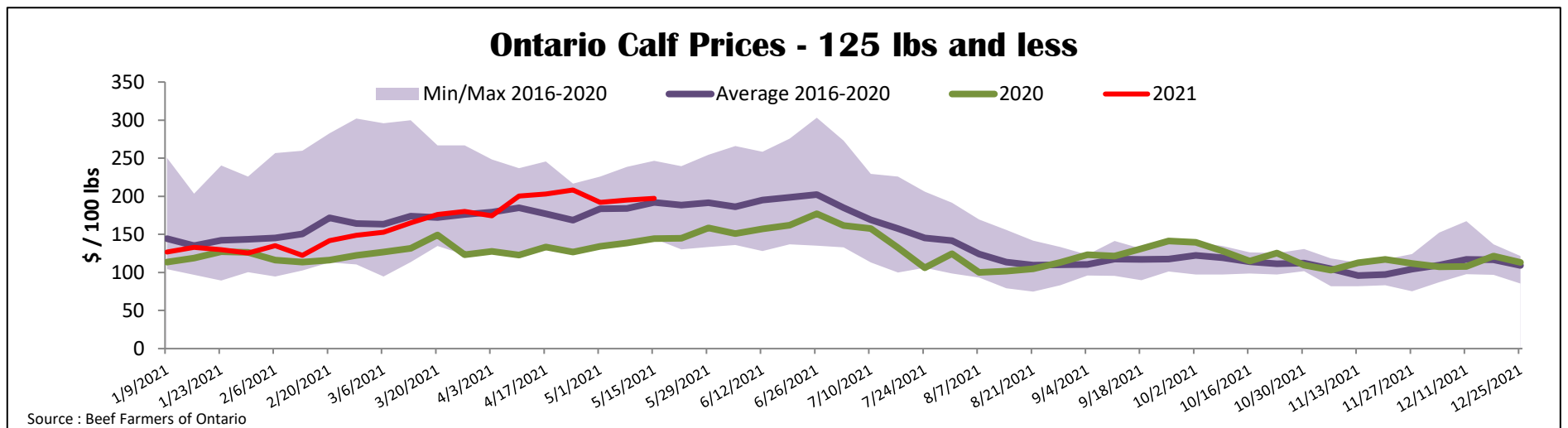
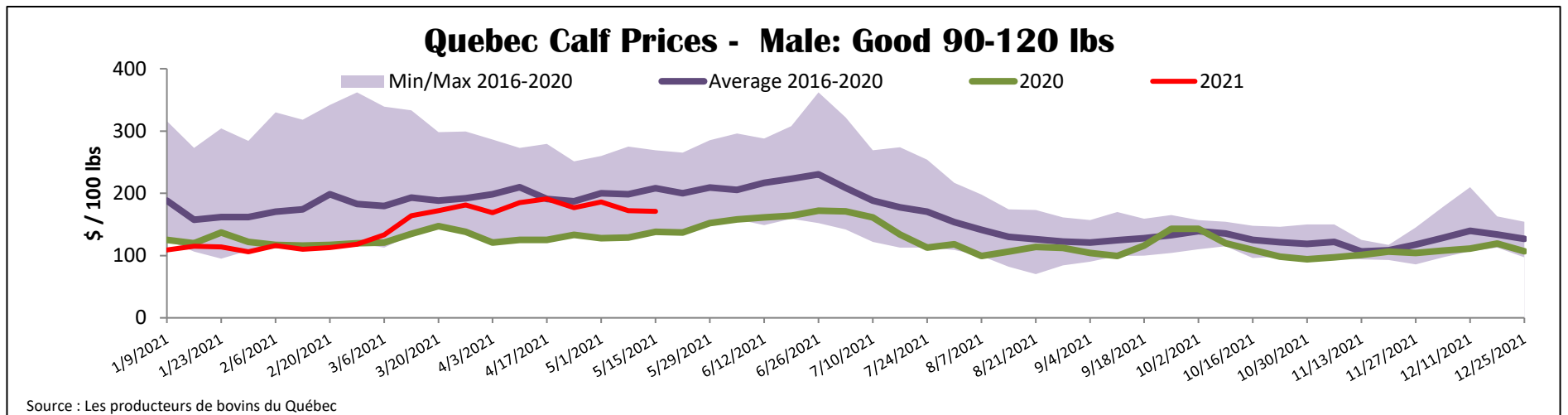
Source: Statistics Canada

Source: CFIA

Federally Inspected Veal Slaughter - Canada



Source : Canadian Beef Grading Agency



United States											
Week ending May 8, 2021											
Federally Inspected Slaughter					Northeast and North Central U.S. Wholesale Price						
		Weekly			Year to date			April 2021 Wholesale Price			
	2021	2020	% chg	2021	2020	% chg	\$/100 lbs	Simple avg	Min	Max	
Milk-fed or nature											
North East & North Central*	2 273	3 903	-41.8 %	52 117	63 908	-18.4 %	307 Rack, Ribeye	N/A	N/A	N/A	
Other calves	3 639	3 712	-2.0 %	75 127	106 455	-29.4 %	332 Loin, Trimmed 4x4	610.00	525.00	695.00	
	5 912	7 615	-22.4 %	127 244	170 363	-25.3 %	1336 Leg slice, Retail	937.50	825.00	1 050.00	
Production							1312 Osso Buco, Foreshank	772.50	695.00	850.00	
Calves (million lbs)	0.9	1.2	-25.0 %	18.6	22.0	-15.5 %	Shoulder Clod, Chuck	700.00	650.00	750.00	
Live weight (lbs)	249	271	-8.1 %								
Dressed weight (lbs)	146	159	-8.2 %								
Source : USDA					Source : USDA						
North East & North Central					Pennsylvania Calf Auction						
(Veal Carcass, Hot Basis – Paid to Producer (Hide off, 255-315 lbs))					Graded Holstein Bull Calves* May 8, 2021						
Special fed : milk fed, nature					\$/ 100 lbs						
\$US / 100 lbs		Weighted Average			Min	Max					
Non-Packer & Packers Owned		311.82			290.00	330.00					
							Number 1	Weight	Head	Min	Max
								- 89 lbs	45	90.00	205.00
								90 - 120 lbs	183	120.00	300.00
								+ 120 lbs	12	105.00	250.00
								Beef Cross	65	220.00	410.00
							Number 2	- 100 lbs	98	70.00	240.00
								+ 100 lbs	95	70.00	242.00
								Beef Cross	16	150.00	375.00
							Number 3	- 100 lbs	71	40.00	210.00
								+ 100 lbs	30	65.00	200.00
								Beef Cross	3	165.00	200.00
							* Does not include all head sold				
Source : USDA					Source : USDA						