

## Veal Supply at a Glance - Canada

For week ending March 27, 2021

Quebec Live Auction											
	Number	2021			2020			Volume (YTD)			
		Price ( \$ / 100 lbs)	Price ( \$ / 100 lbs)	Price ( \$ / 100 lbs)	Price ( \$ / 100 lbs)	Price ( \$ / 100 lbs)	head	head	% chg		
Dairy Calves	(head)	Average	Min	Max	(head)	Average	Min	Max	2021	2020	% chg
Holstein Male											
Good 90 -120 lbs	487	181.00	150.00	200.00	534	138.00	120.00	155.00	6 128	7 200	-14.9 %
Good 121 - 140 lbs	189	172.00	150.00	190.00	170	134.00	110.00	150.00	2 336	2 682	-12.9 %
Average 90 - 140 lbs	442	151.00	120.00	180.00	493	112.00	80.00	140.00	5 053	5 773	-12.5 %
Misc. - All weights	196	71.00	20.00	140.00	235	50.00	20.00	88.00	2 367	2 793	-15.3 %
Holstein Female											
Good 90 -120 lbs	41	147.00	120.00	205.00	75	105.00	35.00	170.00	565	877	-35.6 %
Other milk breeds (all weights)	13	75.00	10.00	132.00	53	91.00	40.00	150.00	285	321	-11.2 %
Crossbreeds dairy-butcher (all weights)	399	325.00	175.00	430.00	241	181.00	115.00	270.00	4 523	2 738	65.2 %
A2 Grain fed veal cattle (hide off)	1 582	233.30	n/a	n/a	1 585	251.10	n/a	n/a	19 415	17 365	11.8 %
688 lbs live / 375-419 lbs hide off											

Source: Les producteurs de bovins du Québec

Ontario Live Auction											
	Number	2021			2020			Volume (YTD)			
		Price ( \$ / 100 lbs)	Price ( \$ / 100 lbs)	Price ( \$ / 100 lbs)	Price ( \$ / 100 lbs)	Price ( \$ / 100 lbs)	head	head	% chg		
+ 600 lbs	702	110.66	96.39	122.51	738	129.25	112.74	145.69	7 723	7 099	8.8 %
451 - 600 lbs	36	98.37	80.03	111.42	54	97.54	78.01	115.98	382	593	-35.6 %
301 - 450 lbs	69	109.18	93.50	133.92	57	111.61	82.84	174.80	403	485	-16.9 %
126 - 300 lbs	132	138.58	87.47	234.86	103	107.86	78.72	156.87	1 427	1 517	-5.9 %
- 125 lbs	748	179.97	108.51	379.55	658	123.07	88.00	193.44	9 545	9 544	0.0 %

Source: Beef Farmers of Ontario

Federally Inspected Slaughter									
	Weekly			Year to date			Carcass Weight lbs (Jan.)		
	2021	2020	% chg	2021	2020	% chg	2021	2020	% chg
Quebec	3 147	3 405	-7.6 %	37 502	38 731	-3.2 %	354	335	5.5 %
Rest of Canada	0	0	-	0	0	-	-	-	-
<b>Canada</b>	<b>3 147</b>	<b>3 405</b>	<b>-7.6 %</b>	<b>37 502</b>	<b>38 731</b>	<b>-3.2 %</b>	<b>354</b>	<b>335</b>	<b>5.5 %</b>

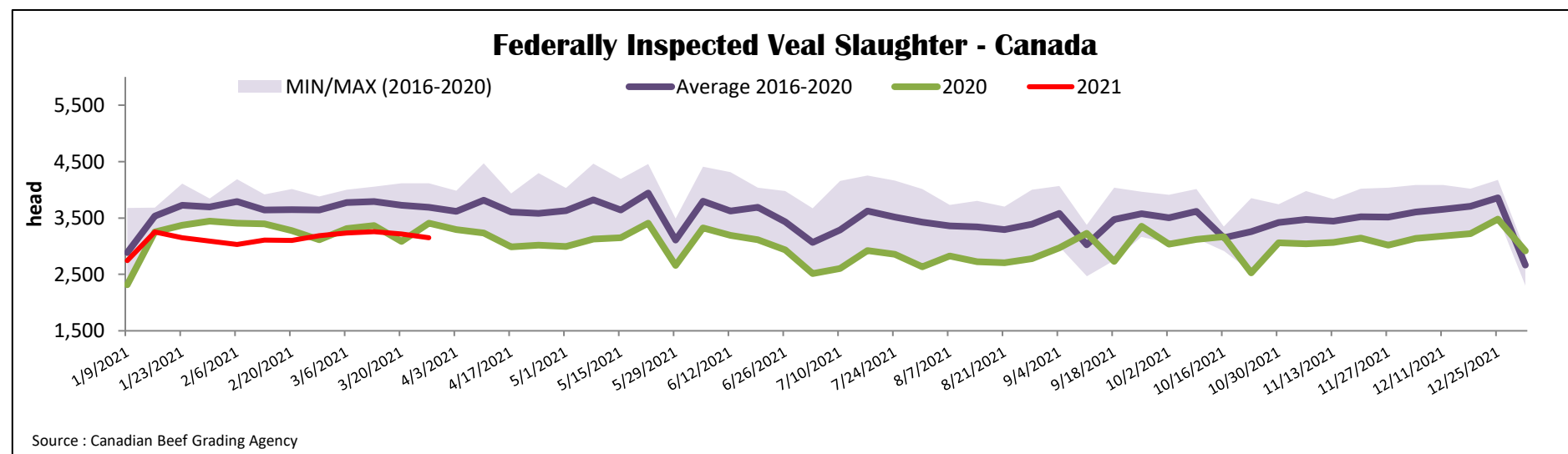
Source: Canadian Beef Grading Agency

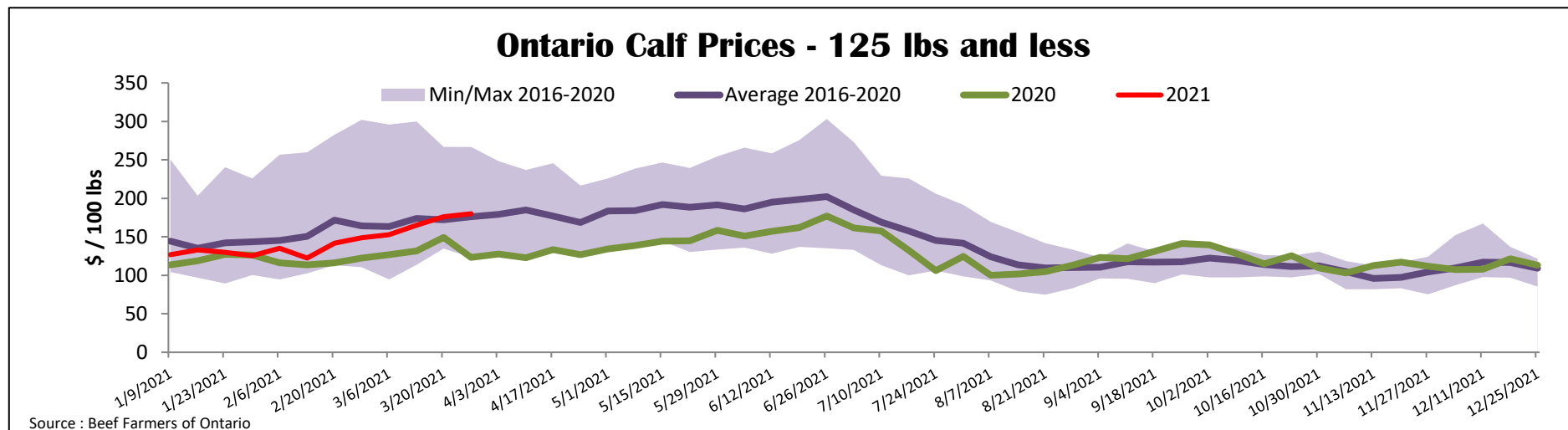
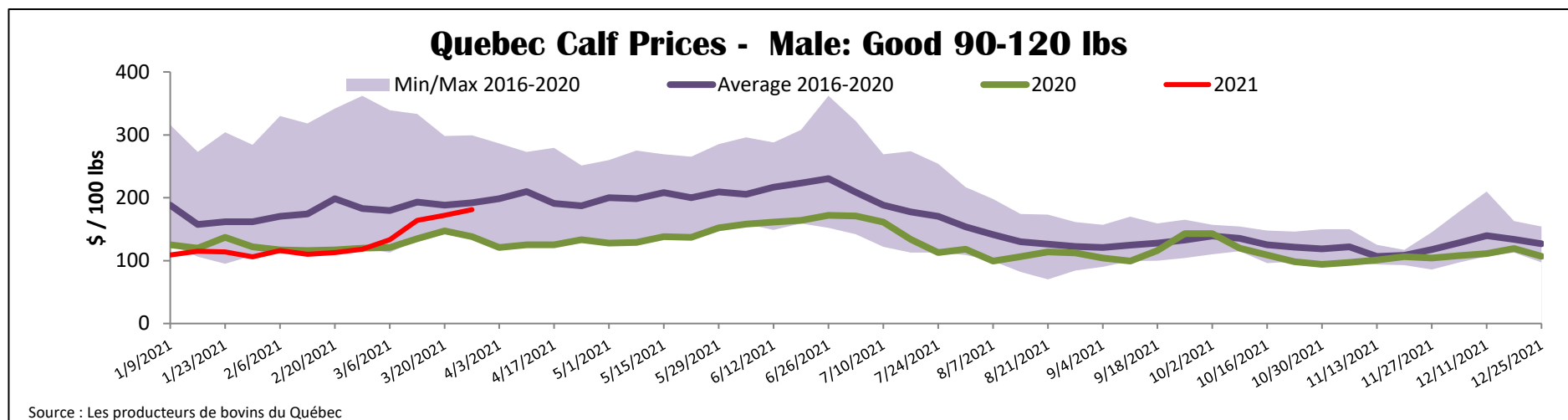
Source: Canadian Food Inspection Agency (CFIA)

Domestic Exports					Imports						
Jan. 1 - Jan. 31, 2021					Jan. 1 - March 27, 2021						
	2021	2020	% chg		2021	2020	% chg		2021	2020	% chg
Total veal (tonnes)				Total veal (tonnes)							
United States	278	106	-	New Zealand	277	108	-				
Japan	137	0	-	United States	184	243	-24.3 %				
United Arab Emirates	25	19	29.8 %	Australia	0	60					
Others	0	1		<b>EU-27</b>							
<b>Total</b>	<b>440</b>	<b>126</b>	<b>-</b>	Netherlands	54	73	-25.3 %				
				Others	73	27	-				
				<b>EU-27 total</b>	<b>127</b>	<b>99</b>	<b>28.3 %</b>				
				Others	25	0	-				
				<b>Total</b>	<b>613</b>	<b>510</b>	<b>20.1 %</b>				

Source: Statistics Canada

Source: CFIA





<b>United States</b>										
Week ending March 20, 2021										
Federally Inspected Slaughter					Northeast and North Central U.S. Wholesale Price					
			Weekly				February 2021 Wholesale Price			
	2021	2020	% chg	2021	2020	% chg	\$/100 lbs	Simple avg	Min	Max
Milk-fed or nature										
North East & North Central*	2 758	4 276	-35.5 %	33 793	42 614	-20.7 %	307 Rack, Ribeye	N/A	N/A	N/A
Other calves	4 041	5 628	-28.2 %	50 855	71 264	-28.6 %	332 Loin, Trimmed 4x4	610.00	525.00	695.00
	<b>6 799</b>	<b>9 904</b>	<b>-31.4 %</b>	<b>84 648</b>	<b>113 878</b>	<b>-25.7 %</b>	1336 Leg slice, Retail	875.00	825.00	925.00
Production							1312 Osso Buco, Foreshank	760.00	695.00	825.00
Calves (million lbs)	1.0	1.3	-23.1 %	12.0	14.4	-16.7 %	Shoulder Clod, Chuck	610.00	525.00	695.00
Live weight (lbs)	255	232	9.9 %							
Dressed weight (lbs)	149	135	10.4 %							
North East & North Central					Pennsylvania Calf Auction					
(Veal Carcass, Hot Basis – Paid to Producer (Hide off, 255-315 lbs))					Graded Holstein Bull Calves* March 20, 2021					
Special fed : milk fed, nature					\$/ 100 lbs					
			Weighted Average	Min	Max					
\$US / 100 lbs						Number 1	Weight	Head	Min	Max
Non-Packer & Packers Owned			297.00	290.00	310.00		- 89 lbs	38	100.00	180.00
							90 - 120 lbs	224	95.00	210.00
							+ 120 lbs	21	110.00	155.00
							Beef Cross	82	120.00	290.00
						Number 2	- 100 lbs	95	40.00	145.00
							+ 100 lbs	119	60.00	137.00
							Beef Cross	30	80.00	255.00
						Number 3	- 100 lbs	108	10.00	120.00
							+ 100 lbs	54	30.00	122.00
							Beef Cross	0	0.00	0.00
					* Does not include all head sold					

Source : USDA