

Veal Supply at a Glance - Canada

For week ending March 20, 2021

Quebec Live Auction											
	Number	2021			2020			Volume (YTD)			
		Price (\$ / 100 lbs)	Price (\$ / 100 lbs)	Price (\$ / 100 lbs)	Number	Price (\$ / 100 lbs)	Price (\$ / 100 lbs)	head	head	% chg	
Dairy Calves	(head)	Average	Min	Max	(head)	Average	Min	Max	2021	2020	% chg
Holstein Male											
Good 90 -120 lbs	436	172.00	150.00	195.00	628	147.00	130.00	170.00	5 641	6 666	-15.4 %
Good 121 - 140 lbs	163	169.00	150.00	185.00	232	145.00	120.00	170.00	2 147	2 512	-14.5 %
Average 90 - 140 lbs	396	147.00	100.00	180.00	448	128.00	100.00	165.00	4 611	5 280	-12.7 %
Misc. - All weights	190	71.00	30.00	135.00	174	63.00	20.00	120.00	2 171	2 558	-15.1 %
Holstein Female											
Good 90 -120 lbs	36	134.00	100.00	162.00	64	139.00	100.00	190.00	524	802	-34.7 %
Other milk breeds (all weights)	24	90.00	55.00	120.00	24	88.00	50.00	120.00	272	268	1.5 %
Crossbreeds dairy-butcher (all weights)	302	313.00	150.00	410.00	206	261.00	150.00	355.00	4 124	2 497	65.2 %
A2 Grain fed veal cattle (hide off)	1 597	233.30	n/a	n/a	1 367	250.70	n/a	n/a	17 833	15 776	13.0 %
688 lbs live / 375-419 lbs hide off											

Source: Les producteurs de bovins du Québec

Ontario Live Auction											
	Number	2021			2020			Volume (YTD)			
		Price (\$ / 100 lbs)	Price (\$ / 100 lbs)	Price (\$ / 100 lbs)	Number	Price (\$ / 100 lbs)	Price (\$ / 100 lbs)	head	head	% chg	
+ 600 lbs	781	108.90	93.82	122.05	698	122.30	107.52	133.99	7 021	6 361	10.4 %
451 - 600 lbs	30	111.40	99.47	120.02	65	99.59	72.52	127.25	346	539	-35.8 %
301 - 450 lbs	32	119.75	88.11	177.61	60	113.54	75.11	154.43	334	428	-22.0 %
126 - 300 lbs	114	151.04	99.92	269.08	124	125.51	81.02	220.46	1 295	1 414	-8.4 %
- 125 lbs	741	176.06	109.66	376.35	744	149.39	99.36	292.07	8 797	8 886	-1.0 %

Source: Beef Farmers of Ontario

Federally Inspected Slaughter									
	Weekly			Year to date			Carcass Weight lbs (Jan.)		
	2021	2020	% chg	2021	2020	% chg	2021	2020	% chg
Quebec	3 216	3 082	4.3 %	34 355	35 326	-2.7 %	354	335	5.5 %
Rest of Canada	0	0	-	0	0	-	-	-	-
Canada	3 216	3 082	4.3 %	34 355	35 326	-2.7 %	354	335	5.5 %

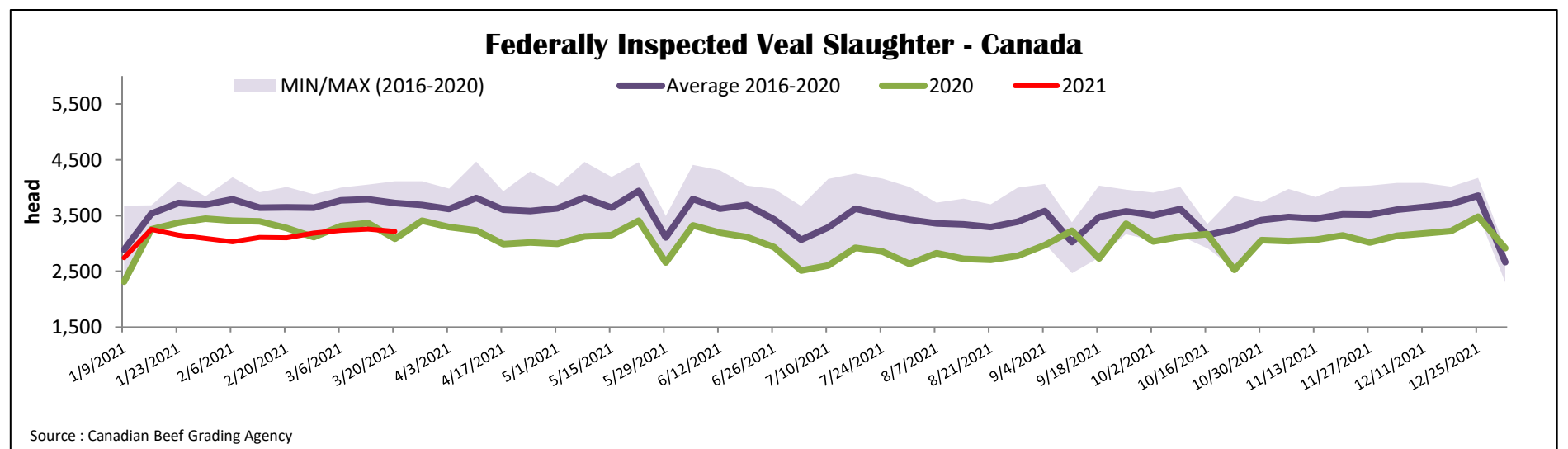
Source: Canadian Beef Grading Agency

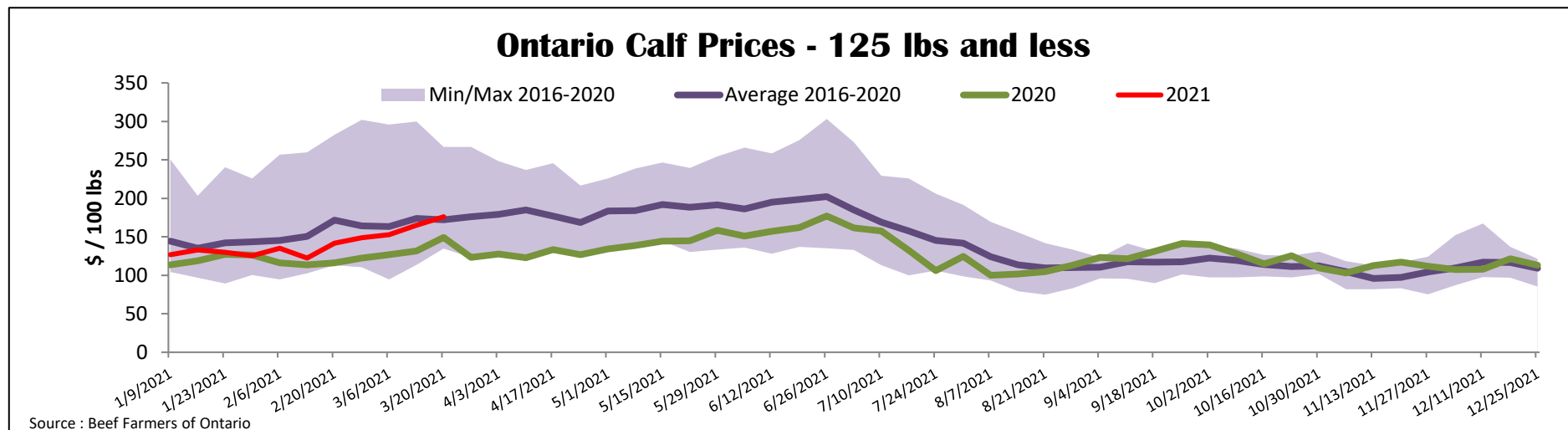
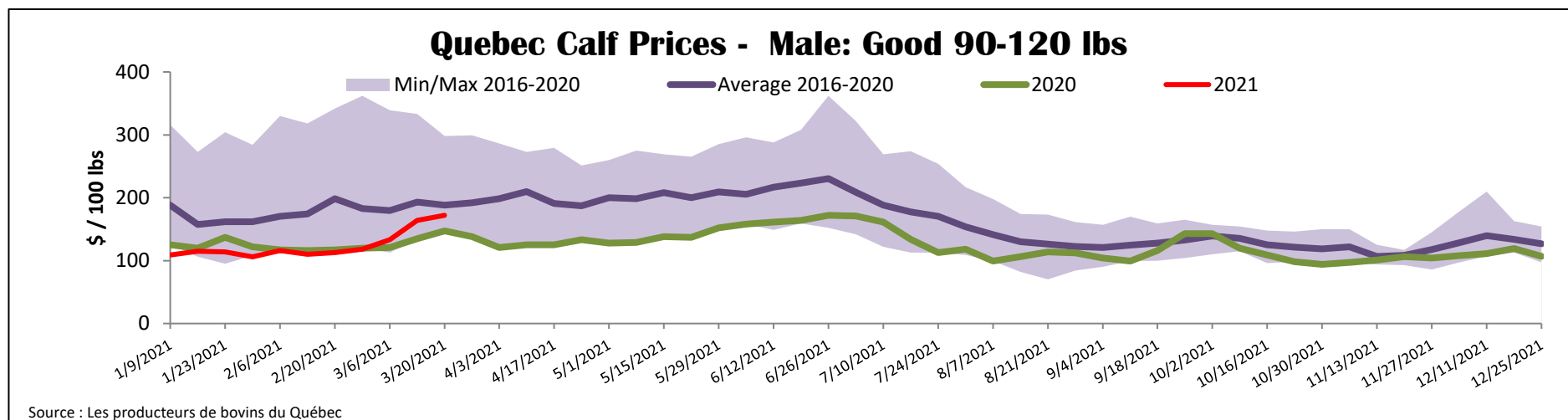
Source: Canadian Food Inspection Agency (CFIA)

Domestic Exports					Imports				
Total veal (tonnes)	Jan. 1 - Jan. 31, 2021				Total veal (tonnes)	Jan. 1 - March 20, 2021			
	2021	2020	% chg			2021	2020	% chg	
United States	278	106	-		New Zealand	240	108	-	
Japan	137	0	-		United States	181	235	-22.6 %	
United Arab Emirates	25	19	29.8 %		Australia	0	55		
Others	0	1			EU-27				
Total	440	126	-		Netherlands	50	71	-29.3 %	
					Others	73	27	-	
					EU-27 total	123	98	26.2 %	
					Others	25	0	-	
					Total	570	495	15.0 %	

Source: Statistics Canada

Source: CFIA





United States											
Week ending March 13, 2021											
Federally Inspected Slaughter					Northeast and North Central U.S. Wholesale Price						
			Weekly				February 2021 Wholesale Price				
	2021	2020	% chg	2021	2020	% chg	\$/100 lbs	Simple avg	Min	Max	
Milk-fed or nature											
North East & North Central*	2 930	4 203	-30.3 %	31 035	38 338	-19.0 %	307 Rack, Ribeye	N/A	N/A	N/A	
Other calves	3 806	6 332	-39.9 %	46 814	65 636	-28.7 %	332 Loin, Trimmed 4x4	610.00	525.00	695.00	
	6 736	10 535	-36.1 %	77 849	103 974	-25.1 %	1336 Leg slice, Retail	875.00	825.00	925.00	
Production							1312 Osso Buco, Foreshank	760.00	695.00	825.00	
Calves (million lbs)	1.0	1.4	-28.6 %	11.0	13.1	-16.0 %	Shoulder Clod, Chuck	610.00	525.00	695.00	
Live weight (lbs)	267	230	16.1 %								
Dressed weight (lbs)	157	133	18.0 %								
North East & North Central					Pennsylvania Calf Auction						
(Veal Carcass, Hot Basis – Paid to Producer (Hide off, 255-315 lbs))					Graded Holstein Bull Calves* March 13, 2021						
Special fed : milk fed, nature					\$/ 100 lbs						
\$US / 100 lbs	Weighted Average			Min	Max			Weight	Head	Min	Max
	297.09			290.00	310.00	Number 1	- 89 lbs	57	50.00	155.00	
							90 - 120 lbs	277	85.00	160.00	
							+ 120 lbs	20	105.00	145.00	
							Beef Cross	65	125.00	345.00	
						Number 2	- 100 lbs	113	45.00	132.00	
							+ 100 lbs	107	70.00	125.00	
							Beef Cross	29	110.00	200.00	
						Number 3	- 100 lbs	92	25.00	122.00	
							+ 100 lbs	61	20.00	110.00	
							Beef Cross	0	0.00	0.00	
					* Does not include all head sold						

Source : USDA