

Veal Supply at a Glance - Canada

For week ending April 24, 2021

Quebec Live Auction													
	Number	2021			Number	2020			Volume (YTD)				
		Price (\$ / 100 lbs)	Average	Min		Max	Price (\$ / 100 lbs)	Average	Min	Max	head	2021	2020
Dairy Calves	(head)				(head)								
Holstein Male													
Good 90 -120 lbs	387	177.00	160.00	200.00	377	127.00	110.00	145.00	7 737	9 146	-15.4 %		
Good 121 - 140 lbs	135	183.00	160.00	200.00	129	126.00	110.00	145.00	2 945	3 332	-11.6 %		
Average 90 - 140 lbs	302	149.00	90.00	180.00	348	105.00	70.00	135.00	6 640	7 289	-8.9 %		
Misc. - All weights	125	67.00	10.00	140.00	150	44.00	30.00	80.00	3 094	3 506	-11.8 %		
Holstein Female													
Good 90 -120 lbs	31	146.00	100.00	260.00	43	107.00	70.00	165.00	695	1 071	-35.1 %		
Other milk breeds (all weights)	24	104.00	20.00	195.00	23	82.00	10.00	127.00	361	457	-21.0 %		
Crossbreeds dairy-butcher (all weights)	324	401.00	220.00	505.00	144	256.00	140.00	330.00	5 951	3 433	73.3 %		
A2 Grain fed veal cattle (hide off)	1 500	233.10	n/a	n/a	1 543	220.00	n/a	n/a	25 448	23 781	7.0 %		
688 lbs live / 375-419 lbs hide off													

Source: Les producteurs de bovins du Québec

Ontario Live Auction													
	Number	2021			Number	2020			Volume (YTD)				
		Price (\$ / 100 lbs)	Average	Min		Max	Price (\$ / 100 lbs)	Average	Min	Max	head	2021	2020
+ 600 lbs	612	114.42	100.13	128.55	597	110.22	97.79	120.54	10 303	9 507	8.4 %		
451 - 600 lbs	68	101.36	79.30	125.35	17	113.83	102.79	128.41	547	722	-24.2 %		
301 - 450 lbs	39	127.50	110.25	160.96	30	106.82	70.33	141.03	546	601	-9.2 %		
126 - 300 lbs	113	171.75	118.92	271.04	74	116.34	85.59	201.65	1 844	1 848	-0.2 %		
- 125 lbs	753	208.27	135.57	419.74	592	133.34	73.03	281.27	12 587	12 168	3.4 %		

Source: Beef Farmers of Ontario

Federally Inspected Slaughter									
	Weekly			Year to date			Carcass Weight lbs (Jan.-March)		
	2021	2020	% chg	2021	2020	% chg	2021	2020	% chg
Quebec	3 120	3 019	3.3 %	49 950	51 263	-2.6 %	355	340	4.2 %
Rest of Canada	0	1	-	0	1	-	-	-	-
Canada	3 120	3 020	3.3 %	49 950	51 264	-2.6 %	355	340	4.2 %

Source: Canadian Beef Grading Agency

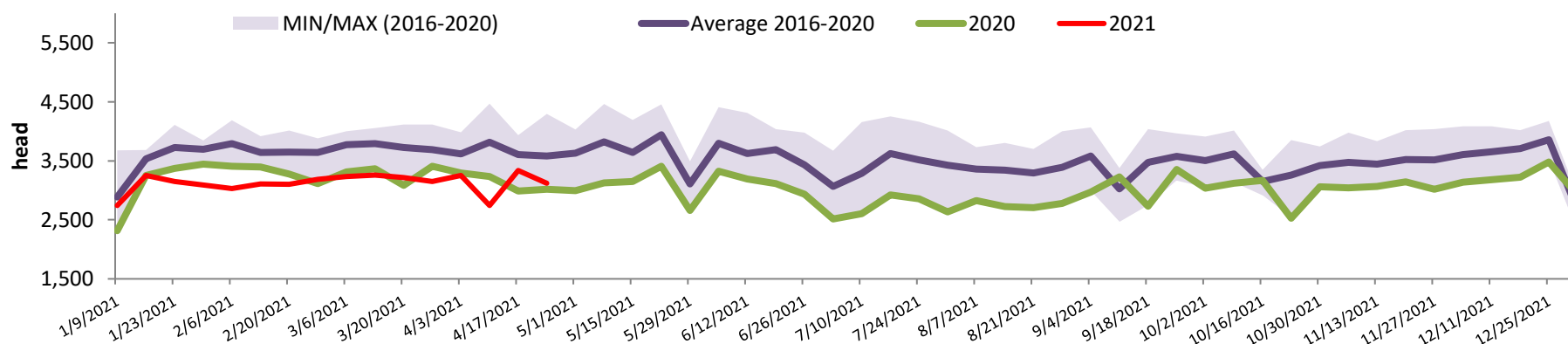
Source: Canadian Food Inspection Agency (CFIA)

Domestic Exports					Imports				
Total veal (tonnes)	Jan. 1 - Feb. 28, 2021				Total veal (tonnes)	Jan. 1 - April 24, 2021			
	2021	2020	% chg			2021	2020	% chg	
United States	503	267	88.8 %		New Zealand	352	108	-	
Japan	220	0	-		United States	213	282	-24.5 %	
United Arab Emirates	28	32	-11.7 %		Australia	24	103	-76.7 %	
Others	0	2	-		EU-27				
Total	751	300	-		Netherlands	84	75	11.4 %	
					Others	109	27	-	
					EU-27 total	192	102	88.9 %	
					Others	25	0	-	
					Total	806	596	35.3 %	

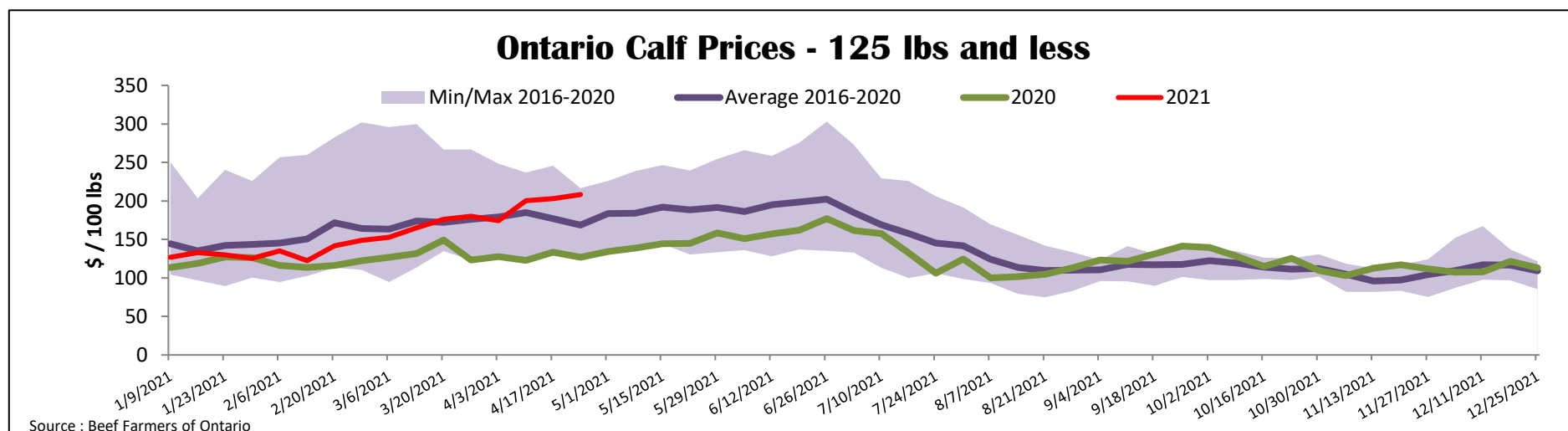
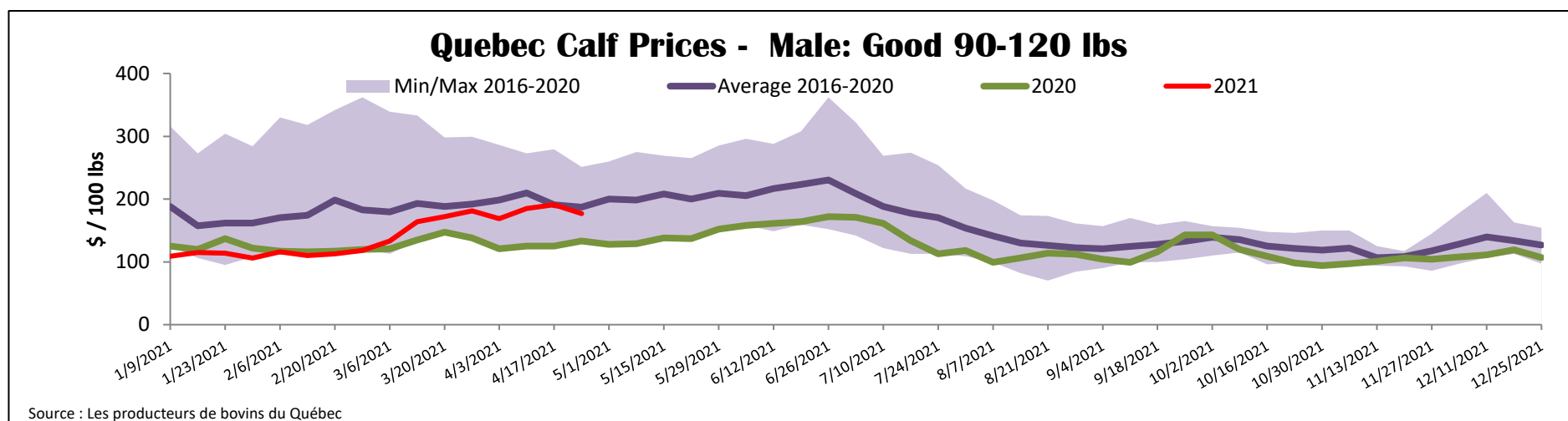
Source: Statistics Canada

Source: CFIA

Federally Inspected Veal Slaughter - Canada



Source: Canadian Beef Grading Agency



United States																																																																		
Week ending April 17, 2021																																																																		
Federally Inspected Slaughter					Northeast and North Central U.S. Wholesale Price																																																													
	Weekly			Year to date			March 2021 Wholesale Price																																																											
Milk-fed or nature	2021	2020	% chg	2021	2020	% chg	\$/100 lbs	Simple avg	Min	Max																																																								
North East & North Central*	2 550	N/A	-	44 900	N/A	-	307 Rack, Ribeye	N/A	N/A	N/A																																																								
Other calves	3 554	N/A	-	64 685	N/A	-	332 Loin, Trimmed 4x4	610.00	525.00	695.00																																																								
	6 104	7 430	-17.8 %	109 585	147 843	-25.9 %	1336 Leg slice, Retail	937.50	825.00	1 050.00																																																								
Production							1312 Osso Buco, Foreshank	760.00	695.00	825.00																																																								
Calves (million lbs)	1.0	0.9	11.1 %	15.9	18.7	-15.0 %	Shoulder Clod, Chuck	637.50	550.00	725.00																																																								
Live weight (lbs)	269	221	21.7 %																																																															
Dressed weight (lbs)	157	127	23.6 %																																																															
*2020 Was not published this week due to confidentiality of data					Source : USDA																																																													
North East & North Central					Pennsylvania Calf Auction																																																													
(Veal Carcass, Hot Basis – Paid to Producer (Hide off, 255-315 lbs))					Graded Holstein Bull Calves* April 17, 2021																																																													
Special fed : milk fed, nature																																																																		
\$US / 100 lbs	Weighted Average			Min	Max																																																													
Non-Packer & Packers Owned	302.38			290.00	315.00																																																													
					<table border="1" style="width: 100%; border-collapse: collapse;"> <thead> <tr> <th colspan="2"></th> <th colspan="2" style="text-align: center;">\$/ 100 lbs</th> </tr> <tr> <th></th> <th>Weight</th> <th>Head</th> <th>Min</th> <th>Max</th> </tr> </thead> <tbody> <tr> <td rowspan="3">Number 1</td> <td>- 89 lbs</td> <td>52</td> <td>135.00</td> <td>205.00</td> </tr> <tr> <td>90 - 120 lbs</td> <td>217</td> <td>85.00</td> <td>285.00</td> </tr> <tr> <td>+ 120 lbs</td> <td>21</td> <td>125.00</td> <td>220.00</td> </tr> <tr> <td rowspan="2">Beef Cross</td> <td></td> <td>61</td> <td>180.00</td> <td>380.00</td> </tr> <tr> <td></td> <td></td> <td></td> <td></td> </tr> <tr> <td rowspan="3">Number 2</td> <td>- 100 lbs</td> <td>83</td> <td>50.00</td> <td>265.00</td> </tr> <tr> <td>+ 100 lbs</td> <td>118</td> <td>70.00</td> <td>245.00</td> </tr> <tr> <td>Beef Cross</td> <td>19</td> <td>110.00</td> <td>300.00</td> </tr> <tr> <td rowspan="3">Number 3</td> <td>- 100 lbs</td> <td>87</td> <td>30.00</td> <td>187.00</td> </tr> <tr> <td>+ 100 lbs</td> <td>57</td> <td>35.00</td> <td>187.00</td> </tr> <tr> <td>Beef Cross</td> <td>0</td> <td>0.00</td> <td>0.00</td> </tr> </tbody> </table>							\$/ 100 lbs			Weight	Head	Min	Max	Number 1	- 89 lbs	52	135.00	205.00	90 - 120 lbs	217	85.00	285.00	+ 120 lbs	21	125.00	220.00	Beef Cross		61	180.00	380.00					Number 2	- 100 lbs	83	50.00	265.00	+ 100 lbs	118	70.00	245.00	Beef Cross	19	110.00	300.00	Number 3	- 100 lbs	87	30.00	187.00	+ 100 lbs	57	35.00	187.00	Beef Cross	0	0.00	0.00
		\$/ 100 lbs																																																																
	Weight	Head	Min	Max																																																														
Number 1	- 89 lbs	52	135.00	205.00																																																														
	90 - 120 lbs	217	85.00	285.00																																																														
	+ 120 lbs	21	125.00	220.00																																																														
Beef Cross		61	180.00	380.00																																																														
Number 2	- 100 lbs	83	50.00	265.00																																																														
	+ 100 lbs	118	70.00	245.00																																																														
	Beef Cross	19	110.00	300.00																																																														
Number 3	- 100 lbs	87	30.00	187.00																																																														
	+ 100 lbs	57	35.00	187.00																																																														
	Beef Cross	0	0.00	0.00																																																														
					* Does not include all head sold																																																													
Source : USDA					Source : USDA																																																													