

Veal Supply at a Glance - Canada

For week ending April 17, 2021

Quebec Live Auction											
	Number	2021			Number	2020			Volume (YTD)		
		Price (\$ / 100 lbs)				Price (\$ / 100 lbs)			head		
Dairy Calves	(head)	Average	Min	Max	(head)	Average	Min	Max	2021	2020	% chg
Holstein Male											
Good 90 -120 lbs	458	191.00	160.00	210.00	525	125.00	110.00	155.00	7 350	8 769	-16.2 %
Good 121 - 140 lbs	215	184.00	160.00	200.00	188	124.00	110.00	150.00	2 810	3 203	-12.3 %
Average 90 - 140 lbs	456	161.00	120.00	190.00	317	101.00	60.00	125.00	6 338	6 941	-8.7 %
Misc. - All weights	197	84.00	30.00	140.00	147	49.00	30.00	85.00	2 969	3 356	-11.5 %
Holstein Female											
Good 90 -120 lbs	47	142.00	105.00	175.00	55	90.00	50.00	130.00	664	1 028	-35.4 %
Other milk breeds (all weights)	24	82.00	20.00	155.00	19	86.00	70.00	110.00	337	434	-22.4 %
Crossbreeds dairy-butcher (all weights)	354	417.00	240.00	530.00	165	203.00	125.00	275.00	5 627	3 289	71.1 %
A2 Grain fed veal cattle (hide off)	1 458	235.10	n/a	n/a	1 430	225.00	n/a	n/a	23 948	22 238	7.7 %
688 lbs live / 375-419 lbs hide off											

Source: Les producteurs de bovins du Québec

Ontario Live Auction											
	Number	2021			Number	2020			Volume (YTD)		
		Price (\$ / 100 lbs)				Price (\$ / 100 lbs)			head		
	(head)	Average	Min	Max	(head)	Average	Min	Max	2021	2020	% chg
+ 600 lbs	758	119.59	105.85	132.88	400	102.75	85.88	116.15	9 691	8 910	8.8 %
451 - 600 lbs	37	113.18	92.51	131.76	24	89.50	61.12	114.54	479	705	-32.1 %
301 - 450 lbs	45	138.45	112.94	172.32	25	171.22	124.31	211.15	507	571	-11.2 %
126 - 300 lbs	131	165.11	105.25	293.00	77	122.34	92.70	216.30	1 731	1 774	-2.4 %
- 125 lbs	742	202.80	133.89	401.10	544	128.73	73.77	287.3	11 834	11 576	2.2 %

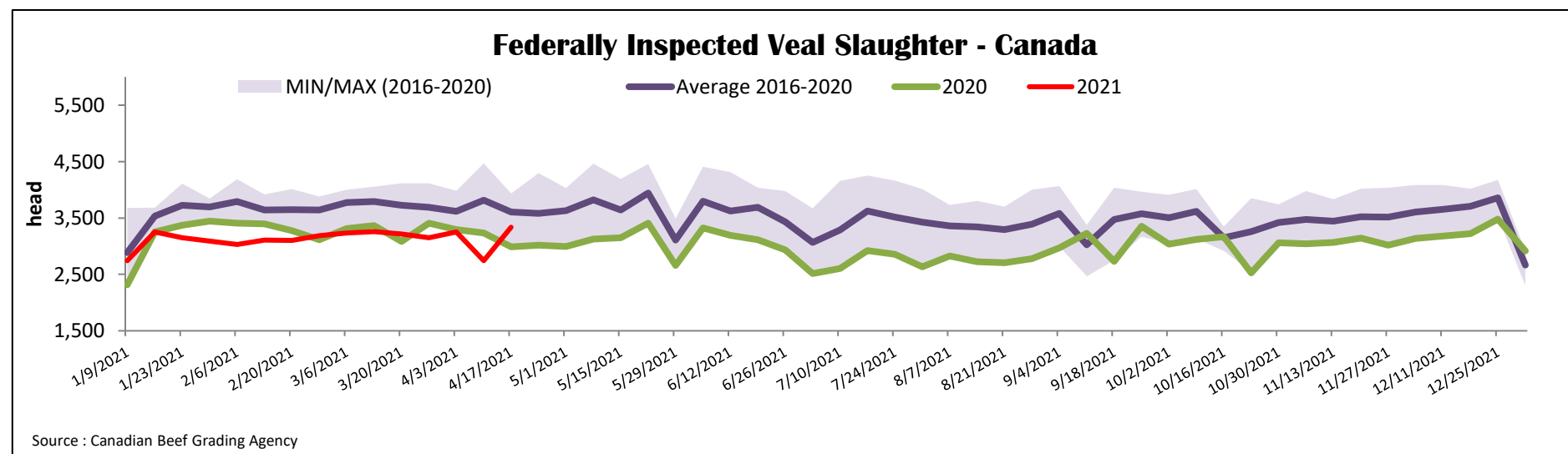
Source: Beef Farmers of Ontario

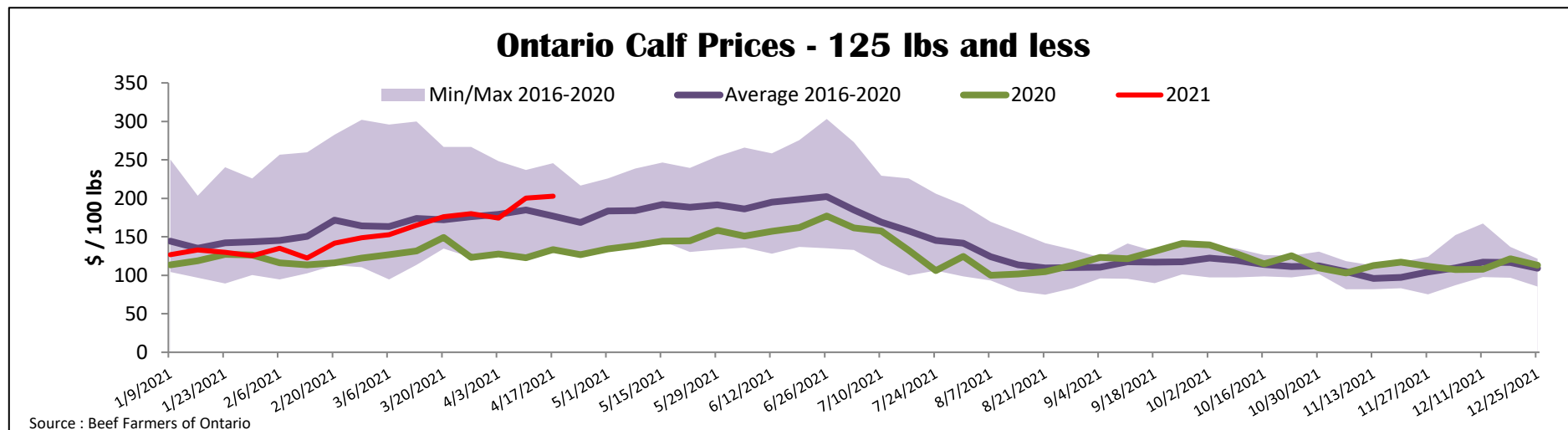
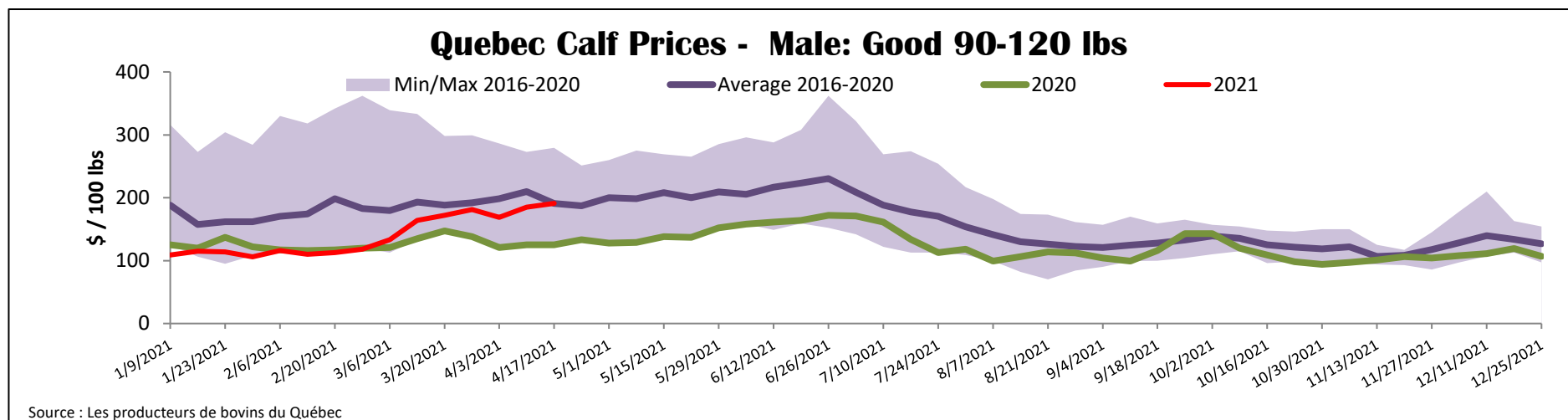
Federally Inspected Slaughter									
	Weekly			Year to date			Carcass Weight lbs (Jan.-Feb.)		
	2021	2020	% chg	2021	2020	% chg	2021	2020	% chg
Quebec	3 336	2 989	11.6 %	46 830	48 244	-2.9 %	355	337	5.3 %
Rest of Canada	0	0	-	0	0	-	-	-	-
Canada	3 336	2 989	11.6 %	46 830	48 244	-2.9 %	355	337	5.3 %

Source: Canadian Beef Grading Agency Source: Canadian Food Inspection Agency (CFIA)

Domestic Exports					Imports						
Total veal (tonnes)	Jan. 1 - Feb. 28, 2021				Total veal (tonnes)	Jan. 1 - April 17, 2021					
	2021	2020	% chg		2021	2020	% chg		2021	2020	% chg
United States	503	267	88.8 %	New Zealand	352	108	-	United States	208	282	-26.3 %
Japan	220	0	-	Australia	24	103	-76.7 %	EU-27			
United Arab Emirates	28	32	-11.7 %	Netherlands	80	75	6.2 %	Others	99	27	-
Others	0	2	-	EU-27 total	179	102	75.3 %	Others	25	0	-
Total	751	300	-	Total	787	596	32.1 %				

Source: Statistics Canada Source: CFIA





United States												
Week ending April 10, 2021												
Federally Inspected Slaughter					Northeast and North Central U.S. Wholesale Price							
			Weekly	Year to date			March 2021 Wholesale Price					
			2021	2020	% chg	2021	2020	% chg	\$/100 lbs	Simple avg	Min	Max
Milk-fed or nature			2 824	2 944	-4.1 %	42 350	53 772	-21.2 %	307 Rack, Ribeye	N/A	N/A	N/A
North East & North Central*			3 168	4 928	-35.7 %	61 131	86 641	-29.4 %	332 Loin, Trimmed 4x4	610.00	525.00	695.00
Other calves			5 992	7 872	-23.9 %	103 481	140 413	-26.3 %	1336 Leg slice, Retail	937.50	825.00	1 050.00
Production									1312 Osso Buco, Foreshank	760.00	695.00	825.00
Calves (million lbs)			0.9	0.9	0.0 %	14.9	17.8	-16.3 %	Shoulder Clod, Chuck	637.50	550.00	725.00
Live weight (lbs)			260	211	23.2 %							
Dressed weight (lbs)			151	120	25.8 %							
North East & North Central					Pennsylvania Calf Auction							
(Veal Carcass, Hot Basis – Paid to Producer (Hide off, 255-315 lbs))					Graded Holstein Bull Calves* April 10, 2021							
Special fed : milk fed, nature					\$/ 100 lbs							
			Weighted Average	Min	Max			Weight	Head	Min	Max	
\$US / 100 lbs			301.09	290.00	315.00			Number 1	- 89 lbs	56	100.00	195.00
Non-Packer & Packers Owned									90 - 120 lbs	234	110.00	195.00
									+ 120 lbs	7	130.00	165.00
									Beef Cross	81	140.00	355.00
								Number 2	- 100 lbs	101	50.00	180.00
									+ 100 lbs	108	85.00	175.00
									Beef Cross	26	130.00	325.00
								Number 3	- 100 lbs	140	10.00	160.00
									+ 100 lbs	72	30.00	150.00
									Beef Cross	2	110.00	120.00
* Does not include all head sold												

Source : USDA