

Veal Supply at a Glance - Canada

For week ending April 3, 2021

Quebec Live Auction											
	Number	2021			2020			Volume (YTD)			
		Price (\$ / 100 lbs)	Price (\$ / 100 lbs)	Price (\$ / 100 lbs)	Number	Price (\$ / 100 lbs)	Price (\$ / 100 lbs)	head	head	% chg	
Dairy Calves	(head)	Average	Min	Max	(head)	Average	Min	Max	2021	2020	% chg
Holstein Male											
Good 90 -120 lbs	399	169.00	150.00	185.00	515	121.00	100.00	145.00	6 527	7 715	-15.4 %
Good 121 - 140 lbs	129	168.00	160.00	180.00	164	124.00	110.00	145.00	2 465	2 846	-13.4 %
Average 90 - 140 lbs	427	138.00	100.00	170.00	466	98.00	60.00	140.00	5 480	6 239	-12.2 %
Misc. - All weights	206	70.00	20.00	120.00	220	48.00	25.00	90.00	2 573	3 013	-14.6 %
Holstein Female											
Good 90 -120 lbs	22	129.00	100.00	150.00	55	94.00	50.00	165.00	587	932	-37.0 %
Other milk breeds (all weights)	18	97.00	50.00	180.00	67	110.00	50.00	175.00	303	388	-21.9 %
Crossbreeds dairy-butcher (all weights)	379	342.00	200.00	450.00	189	225.00	125.00	315.00	4 902	2 927	67.5 %
A2 Grain fed veal cattle (hide off)	1 529	233.20	n/a	n/a	1 766	250.00	n/a	n/a	20 944	19 131	9.5 %
688 lbs live / 375-419 lbs hide off											

Source: Les producteurs de bovins du Québec

Ontario Live Auction											
	Number	2021			2020			Volume (YTD)			
		Price (\$ / 100 lbs)	Price (\$ / 100 lbs)	Price (\$ / 100 lbs)	Number	Price (\$ / 100 lbs)	Price (\$ / 100 lbs)	head	head	% chg	
+ 600 lbs	396	116.46	103.82	127.42	761	121.72	108.93	132.94	8 119	7 860	3.3 %
451 - 600 lbs	23	96.19	79.67	109.78	35	101.21	83.80	120.34	405	628	-35.5 %
301 - 450 lbs	32	133.77	102.94	158.44	35	94.26	73.19	125.85	435	520	-16.3 %
126 - 300 lbs	74	159.55	118.96	275.88	94	113.42	73.42	163.63	1 501	1 611	-6.8 %
- 125 lbs	798	174.55	111.84	369.92	712	127.78	79.04	267.49	10 343	10 256	0.8 %

Source: Beef Farmers of Ontario

Federally Inspected Slaughter									
	Weekly			Year to date			Carcass Weight lbs (Jan.-Feb.)		
	2021	2020	% chg	2021	2020	% chg	2021	2020	% chg
Quebec	3 249	3 291	-1.3 %	40 751	42 022	-3.0 %	355	337	5.3 %
Rest of Canada	0	0	-	0	0	-	-	-	-
Canada	3 249	3 291	-1.3 %	40 751	42 022	-3.0 %	355	337	5.3 %

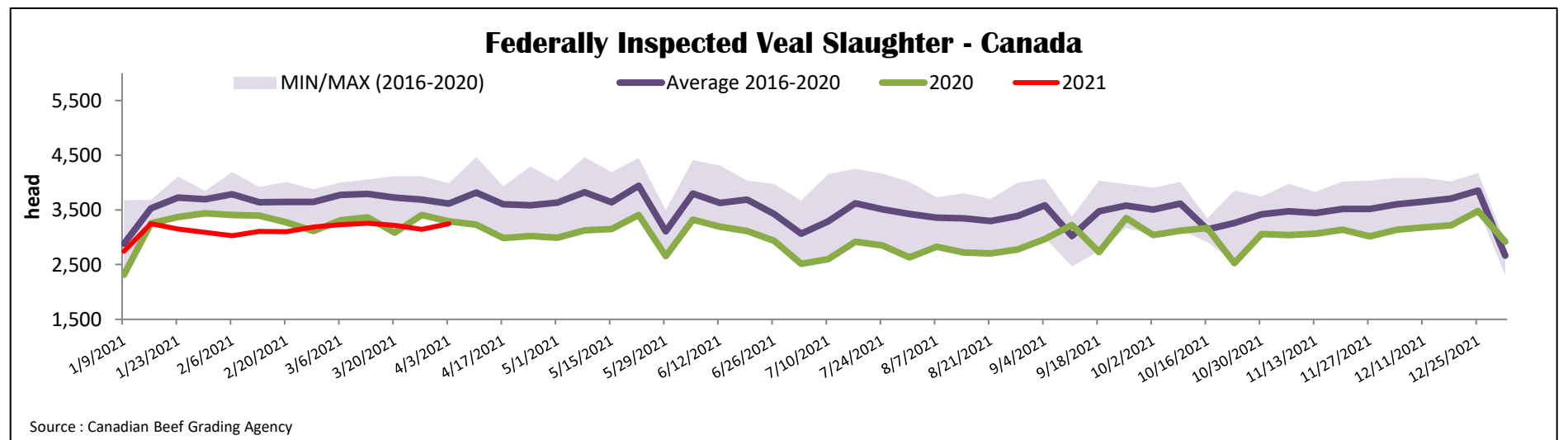
Source: Canadian Beef Grading Agency

Source: Canadian Food Inspection Agency (CFIA)

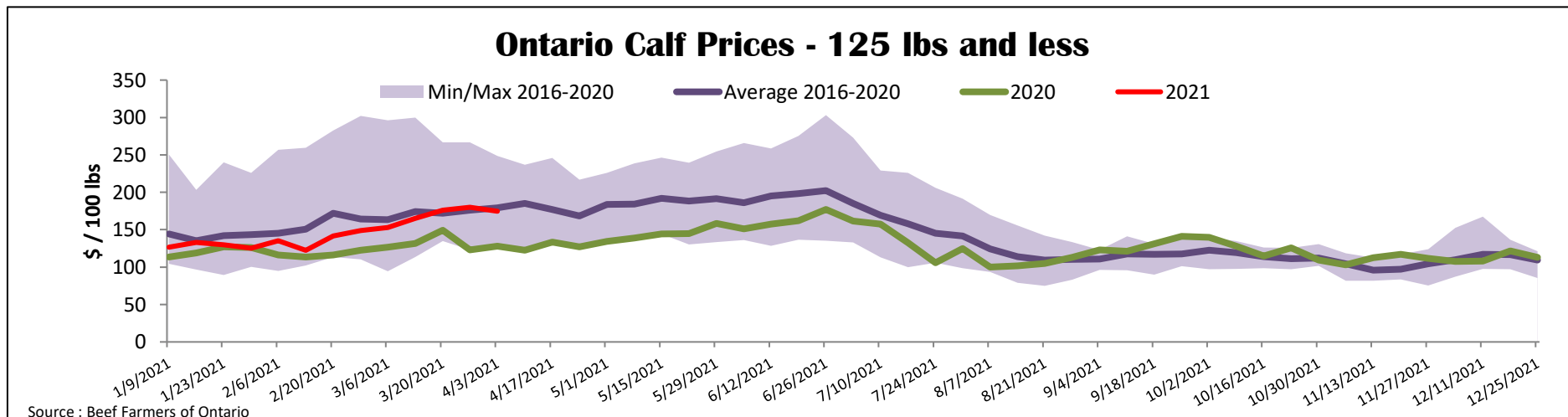
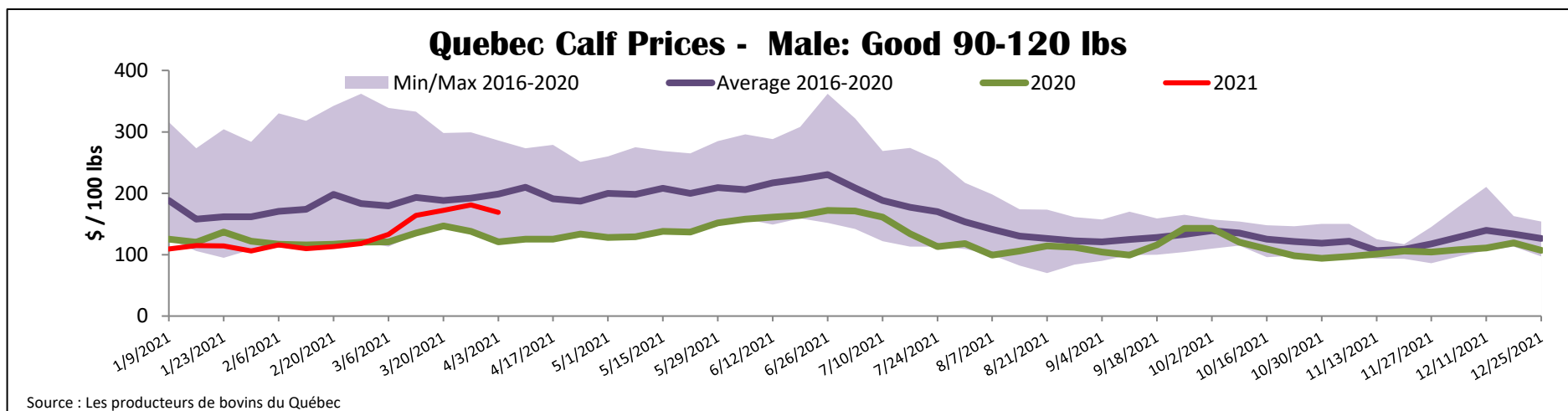
Domestic Exports					Imports						
Total veal (tonnes)	Jan. 1 - Feb. 28, 2021				Total veal (tonnes)	Jan. 1 - April 3, 2021					
	2021	2020	% chg		2021	2020	% chg		2021		
United States	503	267	88.8 %	New Zealand	277	108	-	United States	186	259	-28.3 %
Japan	220	0	-	Australia	0	80	-	Australia	0	80	-
United Arab Emirates	28	32	-11.7 %	EU-27				Netherlands	65	73	-10.1 %
Others	0	2	-	Netherlands	65	73	-10.1 %	Others	96	27	-
Total	751	300	-	EU-27 total	161	99	62.1 %	EU-27 total	161	99	62.1 %
				Others	25	0	-	Others	25	0	-
				Total	648	546	18.6 %	Total	648	546	18.6 %

Source: Statistics Canada

Source: CFIA



Source: Canadian Beef Grading Agency



United States

Week ending March 27, 2021

Federally Inspected Slaughter				Northeast and North Central U.S. Wholesale Price						
	Weekly			Year to date			February 2021 Wholesale Price			
	2021	2020	% chg	2021	2020	% chg	\$/100 lbs	Simple avg	Min	Max
Milk-fed or nature										
North East & North Central*	2 779	4 229	-34.3 %	36 572	46 843	-21.9 %	307 Rack, Ribeye	N/A	N/A	N/A
Other calves	3 779	5 490	-31.2 %	54 634	76 754	-28.8 %	332 Loin, Trimmed 4x4	610.00	525.00	695.00
	6 558	9 719	-32.5 %	91 206	123 597	-26.2 %	1336 Leg slice, Retail	875.00	825.00	925.00
Production							1312 Osso Buco, Fore Shank	760.00	695.00	825.00
Calves (million lbs)	1.0	1.3	-23.1 %	13.0	15.7	-17.2 %	Shoulder Clod, Chuck	610.00	525.00	695.00
Live weight (lbs)	269	240	12.1 %							
Dressed weight (lbs)	157	140	12.1 %							

Source : USDA

North East & North Central					Pennsylvania Calf Auction						
(Veal Carcass, Hot Basis – Paid to Producer (Hide off, 255-315 lbs))					Graded Holstein Bull Calves* March 27, 2021						
Special fed : milk fed, nature					\$ / 100 lbs						
\$US / 100 lbs	Weighted Average			Min	Max		Weight	Head	Min	Max	
						Number 1	- 89 lbs	51	100.00	165.00	
							90 - 120 lbs	224	100.00	190.00	
							+ 120 lbs	11	100.00	170.00	
							Beef Cross	69	135.00	290.00	
Non-Packer & Packers Owned				297.96	290.00	310.00	Number 2	- 100 lbs	122	45.00	165.00
							+ 100 lbs	133	60.00	180.00	
							Beef Cross	25	110.00	200.00	
						Number 3	- 100 lbs	106	15.00	160.00	
							+ 100 lbs	73	17.50	147.00	
							Beef Cross	0	0.00	0.00	

* Does not include all head sold

Source : USDA