

Veal Supply at a Glance - Canada

For week ending March 13, 2021

Quebec Live Auction											
	Number	2021			Number	2020			Volume (YTD)		
		Price (\$ / 100 lbs)				Price (\$ / 100 lbs)			head		
Dairy Calves	(head)	Average	Min	Max	(head)	Average	Min	Max	2021	2020	% chg
Holstein Male											
Good 90 -120 lbs	492	164.00	130.00	190.00	583	135.00	120.00	160.00	5 205	6 038	-13.8 %
Good 121 - 140 lbs	226	159.00	130.00	190.00	244	133.00	110.00	155.00	1 984	2 280	-13.0 %
Average 90 - 140 lbs	446	135.00	100.00	175.00	419	118.00	80.00	150.00	4 215	4 832	-12.8 %
Misc. - All weights	168	62.00	30.00	120.00	211	51.00	18.00	100.00	1 981	2 384	-16.9 %
Holstein Female											
Good 90 -120 lbs	76	142.00	100.00	220.00	74	119.00	60.00	160.00	488	738	-33.9 %
Other milk breeds (all weights)	24	70.00	20.00	105.00	16	92.00	50.00	127.00	248	244	1.6 %
Crossbreeds dairy-butcher (all weights)	330	351.00	175.00	460.00	257	254.00	140.00	350.00	3 822	2 291	66.8 %
A2 Grain fed veal cattle (hide off)	1 491	233.30	n/a	n/a	1 324	250.20	n/a	n/a	16 236	14 409	12.7 %
688 lbs live / 375-419 lbs hide off											

Source: Les producteurs de bovins du Québec

Ontario Live Auction											
	Number	2021			Number	2020			Volume (YTD)		
		Price (\$ / 100 lbs)				Price (\$ / 100 lbs)			head		
	(head)	Average	Min	Max	(head)	Average	Min	Max	2021	2020	% chg
+ 600 lbs	715	112.53	98.68	126.12	568	121.78	106.90	134.17	6 240	5 663	10.2 %
451 - 600 lbs	31	98.55	85.82	113.13	28	104.85	94.00	115.52	316	474	-33.3 %
301 - 450 lbs	37	142.74	94.27	178.08	39	109.09	83.90	156.92	302	368	-17.9 %
126 - 300 lbs	133	130.86	80.96	236.24	124	119.50	82.56	220.82	1 181	1 290	-8.4 %
- 125 lbs	698	165.25	90.50	361.00	771	131.71	81.91	273.17	8 056	8 142	-1.1 %

Source: Beef Farmers of Ontario

Federally Inspected Slaughter									
	Weekly			Year to date			Carcass Weight lbs (Jan.)		
	2021	2020	% chg	2021	2020	% chg	2021	2020	% chg
Quebec	3 257	3 364	-3.2 %	31 139	32 244	-3.4 %	354	335	5.5 %
Rest of Canada	0	0	-	0	0	-	-	-	-
Canada	3 257	3 364	-3.2 %	31 139	32 244	-3.4 %	354	335	5.5 %

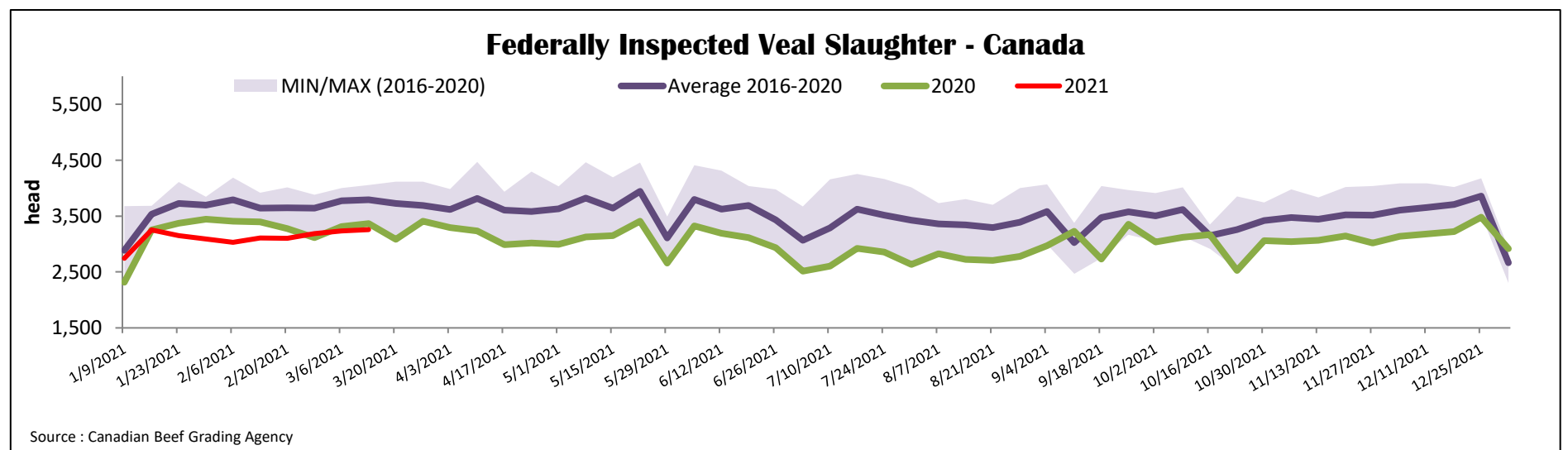
Source: Canadian Beef Grading Agency

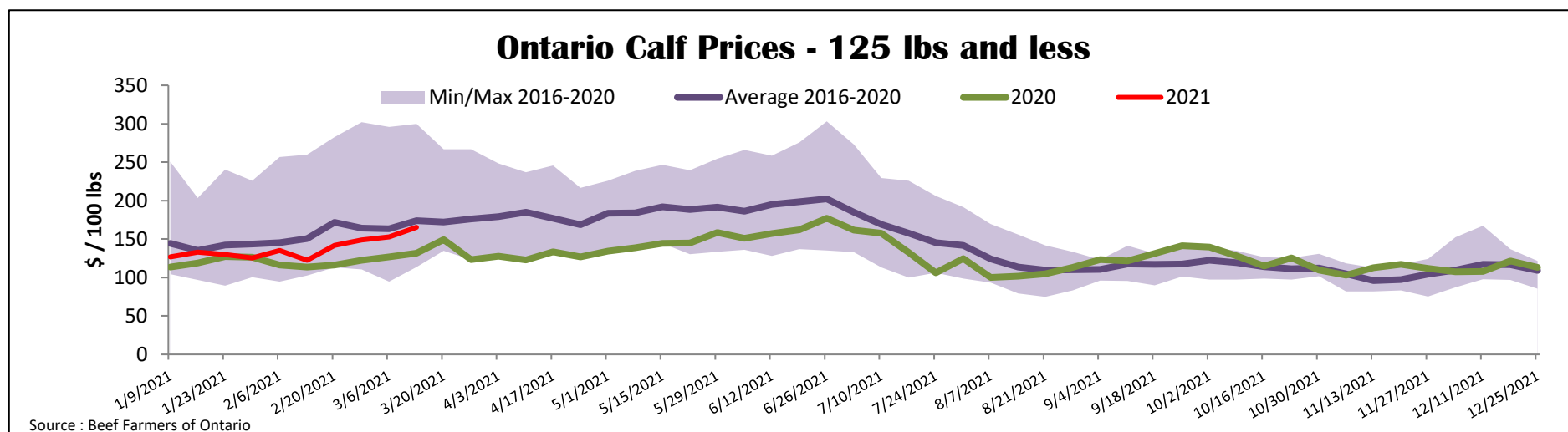
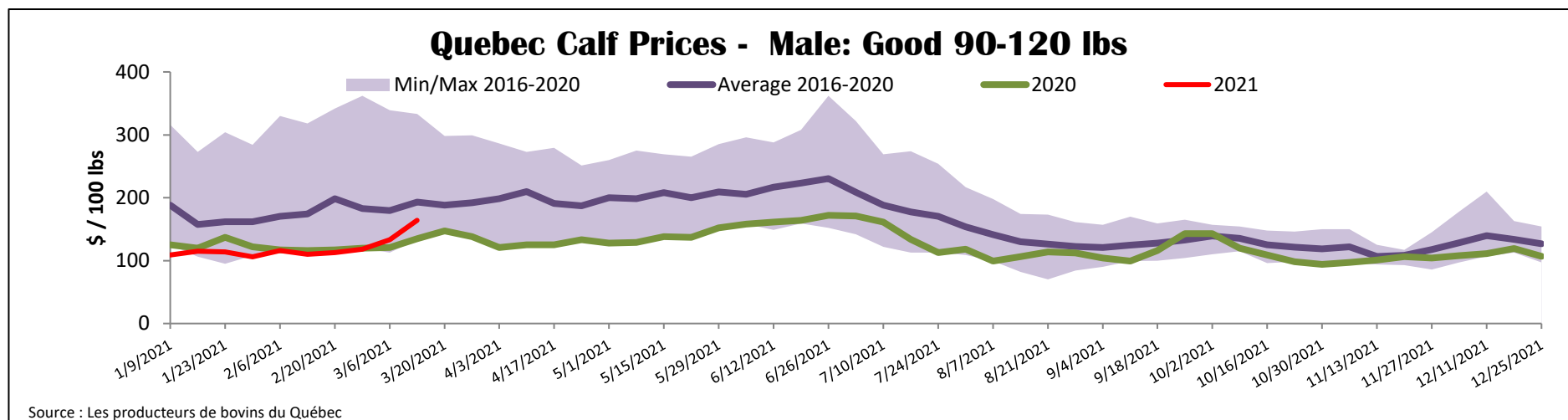
Source: Canadian Food Inspection Agency (CFIA)

Domestic Exports					Imports				
Jan. 1 - Jan. 31, 2021					Jan. 1 - March 13, 2021				
	2021	2020	% chg			2021	2020	% chg	
Total veal (tonnes)					Total veal (tonnes)				
United States	278	106	-		New Zealand	222	108	-	
Japan	137	0	-		United States	176	212	-17.2 %	
United Arab Emirates	25	19	29.8 %		Australia	0	47		
Others	0	1			EU-27				
Total	440	126	-		Netherlands	50	58	-13.3 %	
					Others	73	27	-	
					EU-27 total	123	85	45.7 %	
					Others	25	0	-	
					Total	546	452	20.8 %	

Source: Statistics Canada

Source: CFIA





United States												
Week ending March 6, 2021												
Federally Inspected Slaughter						Northeast and North Central U.S. Wholesale Price						
			Weekly			Year to date			February 2021 Wholesale Price			
	2021	2020	% chg	2021	2020	% chg	\$/100 lbs	Simple avg	Min	Max		
Milk-fed or nature												
North East & North Central*	2 929	4 062	-27.9 %	28 105	34 135	-17.7 %	307 Rack, Ribeye	N/A	N/A	N/A		
Other calves	4 323	5 719	-24.4 %	43 008	59 304	-27.5 %	332 Loin, Trimmed 4x4	610.00	525.00	695.00		
	7 252	9 781	-25.9 %	71 113	93 439	-23.9 %	1336 Leg slice, Retail	875.00	825.00	925.00		
Production							1312 Osso Buco, Foreshank	760.00	695.00	825.00		
Calves (million lbs)	1.1	1.3	-15.4 %	10.0	11.7	-14.5 %	Shoulder Clod, Chuck	610.00	525.00	695.00		
Live weight (lbs)	259	224	15.6 %									
Dressed weight (lbs)	151	130	16.2 %									
Source : USDA						Source : USDA						
North East & North Central						Pennsylvania Calf Auction						
(Veal Carcass, Hot Basis – Paid to Producer (Hide off, 255-315 lbs))						Graded Holstein Bull Calves* March 6, 2021						
Special fed : milk fed, nature						\$/ 100 lbs						
			Weighted Average			Min			Max			
\$US / 100 lbs						Number 1	Weight	Head	Min	Max		
							- 89 lbs	27	70.00	115.00		
							90 - 120 lbs	204	70.00	140.00		
							+ 120 lbs	13	75.00	120.00		
							Beef Cross	71	150.00	260.00		
						Number 2	- 100 lbs	107	35.00	115.00		
							+ 100 lbs	118	50.00	115.00		
							Beef Cross	29	135.00	210.00		
						Number 3	- 100 lbs	173	15.00	102.00		
							+ 100 lbs	53	25.00	95.00		
							Beef Cross	0	0.00	0.00		
Source : USDA						Source : USDA						