

Veal Supply at a Glance - Canada

For week ending March 6, 2021

Quebec Live Auction											
	Number	2021			Number	2020			Volume (YTD)		
		Price (\$ / 100 lbs)				Price (\$ / 100 lbs)			head		
	(head)	Average	Min	Max	(head)	Average	Min	Max	2021	2020	% chg
Dairy Calves											
Holstein Male											
Good 90 -120 lbs	455	133.00	110.00	160.00	552	121.00	110.00	130.00	4 713	5 455	-13.6 %
Good 121 - 140 lbs	153	131.00	112.00	155.00	203	123.00	110.00	140.00	1 758	2 036	-13.7 %
Average 90 - 140 lbs	354	106.00	50.00	140.00	457	101.00	75.00	120.00	3 769	4 413	-14.6 %
Misc. - All weights	163	50.00	20.00	100.00	246	46.00	30.00	80.00	1 813	2 173	-16.6 %
Holstein Female											
Good 90 -120 lbs	57	112.00	60.00	240.00	62	112.00	70.00	160.00	412	664	-38.0 %
Other milk breeds (all weights)	25	84.00	40.00	120.00	36	70.00	50.00	112.00	224	228	-1.8 %
Crossbreeds dairy-butcher (all weights)	317	363.00	220.00	450.00	215	222.00	115.00	330.00	3 492	2 034	71.7 %
A2 Grain fed veal cattle (hide off)	1 402	233.00	n/a	n/a	1 330	250.00	n/a	n/a	14 745	13 085	12.7 %
688 lbs live / 375-419 lbs hide off											

Source: Les producteurs de bovins du Québec

Ontario Live Auction											
	Number	2021			Number	2020			Volume (YTD)		
		Price (\$ / 100 lbs)				Price (\$ / 100 lbs)			head		
	(head)	Average	Min	Max	(head)	Average	Min	Max	2021	2020	% chg
+ 600 lbs	708	117.00	107.23	126.57	667	120.61	104.40	135.38	5 525	5 095	8.4 %
451 - 600 lbs	36	104.38	88.83	120.08	66	106.62	91.34	123.34	285	446	-36.1 %
301 - 450 lbs	28	187.69	130.71	223.68	37	115.74	90.81	161.45	265	329	-19.5 %
126 - 300 lbs	108	145.50	93.20	274.23	135	110.18	71.66	210.54	1 048	1 166	-10.1 %
- 125 lbs	723	152.98	87.08	365.22	792	126.82	72.30	278.14	7 358	7 371	-0.2 %

Source: Beef Farmers of Ontario

Federally Inspected Slaughter									
	Weekly			Year to date			Carcass Weight lbs (Jan.)		
	2021	2020	% chg	2021	2020	% chg	2021	2020	% chg
Quebec	3 233	3 312	-2.4 %	27 882	28 880	-3.5 %	354	335	5.5 %
Rest of Canada	0	0	-	0	0	-	-	-	-
Canada	3 233	3 312	-2.4 %	27 882	28 880	-3.5 %	354	335	5.5 %

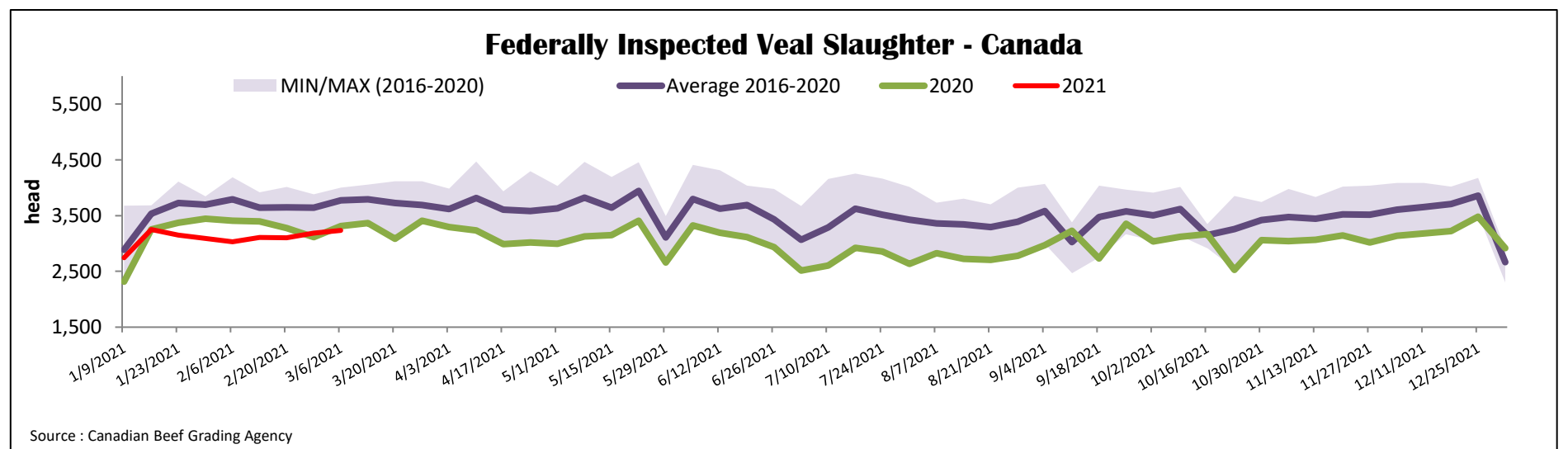
Source: Canadian Beef Grading Agency

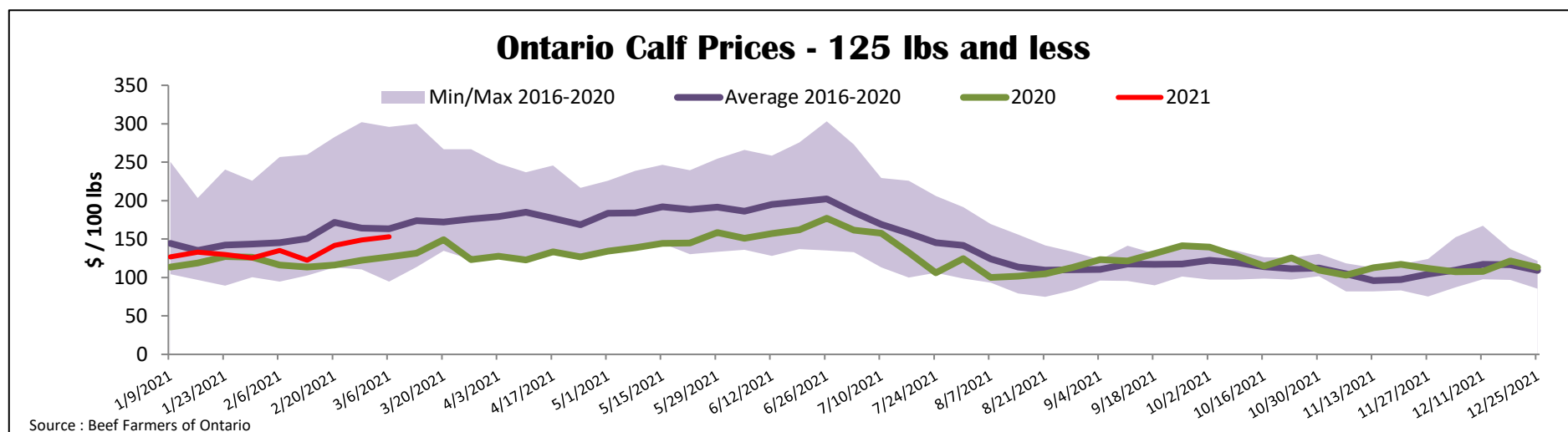
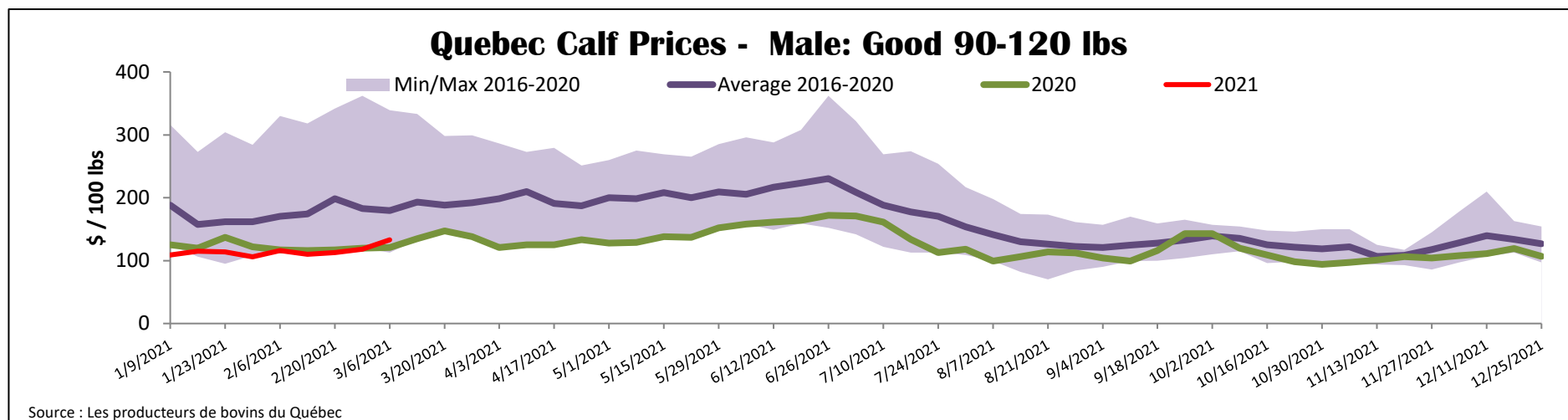
Source: Canadian Food Inspection Agency (CFIA)

Domestic Exports					Imports				
Total veal (tonnes)	Jan. 1 - Jan. 31, 2021				Total veal (tonnes)	Jan. 1 - March 6, 2021			
	2021	2020	% chg			2021	2020	% chg	
United States	278	106	-		New Zealand	184	108	69.6 %	
Japan	137	0	-		United States	160	192	-16.9 %	
United Arab Emirates	25	19	29.8 %		Australia	0	47		
Others	0	1	-		EU-27				
Total	440	126	-		Netherlands	43	58	-26.2 %	
					Others	37	27	40.1 %	
					EU-27 total	80	85	-5.3 %	
					Others	0	0		
					Total	424	432	-1.9 %	

Source: Statistics Canada

Source: CFIA





United States													
Week ending February 27, 2021													
Federally Inspected Slaughter						Northeast and North Central U.S. Wholesale Price							
Weekly			Year to date			February 2021 Wholesale Price							
	2021	2020	% chg	2021	2020	% chg	\$/100 lbs	Simple avg	Min	Max			
Milk-fed or nature													
North East & North Central*	3 080	3 342	-7.8 %	25 176	30 073	-16.3 %	307 Rack, Ribeye	N/A	N/A	N/A			
Other calves	4 959	6 413	-22.7 %	38 685	53 585	-27.8 %	332 Loin, Trimmed 4x4	610.00	525.00	695.00			
	8 039	9 755	-17.6 %	63 861	83 658	-23.7 %	1336 Leg slice, Retail	875.00	825.00	925.00			
Production							1312 Osso Buco, Foreshank	760.00	695.00	825.00			
Calves (million lbs)	1.1	1.2	-8.3 %	8.9	10.4	-14.4 %	Shoulder Clod, Chuck	610.00	525.00	695.00			
Live weight (lbs)	234	222	5.4 %										
Dressed weight (lbs)	135	128	5.5 %										
Source : USDA						Source : USDA							
North East & North Central					Pennsylvania Calf Auction								
(Veal Carcass, Hot Basis – Paid to Producer (Hide off, 255-315 lbs))					Graded Holstein Bull Calves* February 27, 2021								
Special fed : milk fed, nature					\$ / 100 lbs								
\$US / 100 lbs		Weighted Average		Min	Max			Weight	Head	Min	Max		
				294.60	290.00	305.00			Number 1	- 89 lbs	15	70.00	95.00
								90 - 120 lbs	199	70.00	145.00		
								+ 120 lbs	23	65.00	130.00		
								Beef Cross	75	130.00	230.00		
								Number 2		- 100 lbs	108	30.00	103.00
										+ 100 lbs	242	50.00	130.00
										Beef Cross	59	100.00	190.00
								Number 3		- 100 lbs	224	15.00	70.00
										+ 100 lbs	118	25.00	85.00
										Beef Cross	0	0.00	0.00
Source : USDA						Source : USDA							