

## Veal Supply at a Glance - Canada

For week ending February 27, 2021

Quebec Live Auction											
	Number	2021			2020			Volume (YTD)			
		Price ( \$ / 100 lbs)	Price ( \$ / 100 lbs)	Price ( \$ / 100 lbs)	Number	Price ( \$ / 100 lbs)	Price ( \$ / 100 lbs)	head	head	% chg	
Dairy Calves	(head)	Average	Min	Max	(head)	Average	Min	Max	2021	2020	% chg
Holstein Male											
Good 90 -120 lbs	530	118.00	100.00	140.00	588	120.00	105.00	135.00	4 258	4 903	-13.2 %
Good 121 - 140 lbs	230	123.00	100.00	140.00	165	123.00	105.00	150.00	1 605	1 833	-12.4 %
Average 90 - 140 lbs	393	89.00	60.00	125.00	390	100.00	80.00	125.00	3 415	3 956	-13.7 %
Misc. - All weights	196	40.00	20.00	80.00	261	47.00	30.00	85.00	1 650	1 927	-14.4 %
Holstein Female											
Good 90 -120 lbs	66	86.00	40.00	170.00	82	98.00	60.00	150.00	355	602	-41.0 %
Other milk breeds (all weights)	34	65.00	10.00	120.00	21	80.00	60.00	105.00	199	192	3.6 %
Crossbreeds dairy-butcher (all weights)	369	307.00	165.00	410.00	235	244.00	130.00	350.00	3 175	1 819	74.5 %
A2 Grain fed veal cattle (hide off)	1 602	233.00	n/a	n/a	1 405	250.00	n/a	n/a	13 343	11 755	13.5 %
688 lbs live / 375-419 lbs hide off											

Source: Les producteurs de bovins du Québec

Ontario Live Auction											
	Number	2021			2020			Volume (YTD)			
		Price ( \$ / 100 lbs)	Price ( \$ / 100 lbs)	Price ( \$ / 100 lbs)	Number	Price ( \$ / 100 lbs)	Price ( \$ / 100 lbs)	head	head	% chg	
+ 600 lbs	680	120.06	108.03	129.99	479	124.69	109.76	141.53	4 817	4 428	8.8 %
451 - 600 lbs	39	105.23	90.45	117.43	48	92.92	81.57	105.21	249	380	-34.5 %
301 - 450 lbs	45	118.07	107.85	132.35	37	156.21	102.46	208.16	237	292	-18.8 %
126 - 300 lbs	107	122.80	71.55	219.73	110	109.24	74.12	202.70	940	1 031	-8.8 %
- 125 lbs	835	148.72	66.89	361.33	867	122.49	76.27	256.91	6 635	6 579	0.9 %

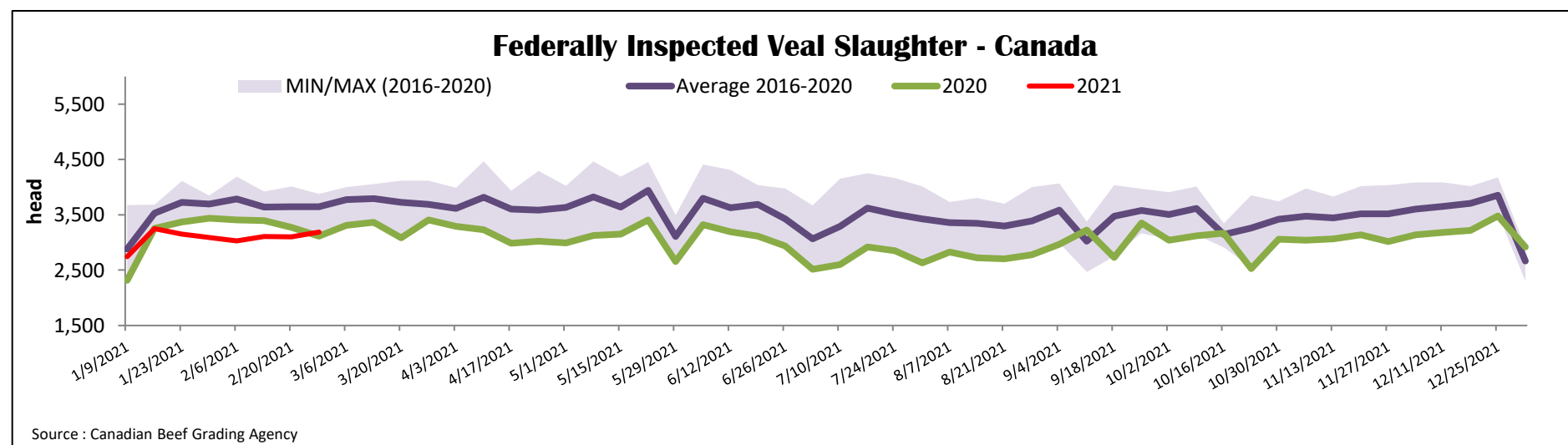
Source: Beef Farmers of Ontario

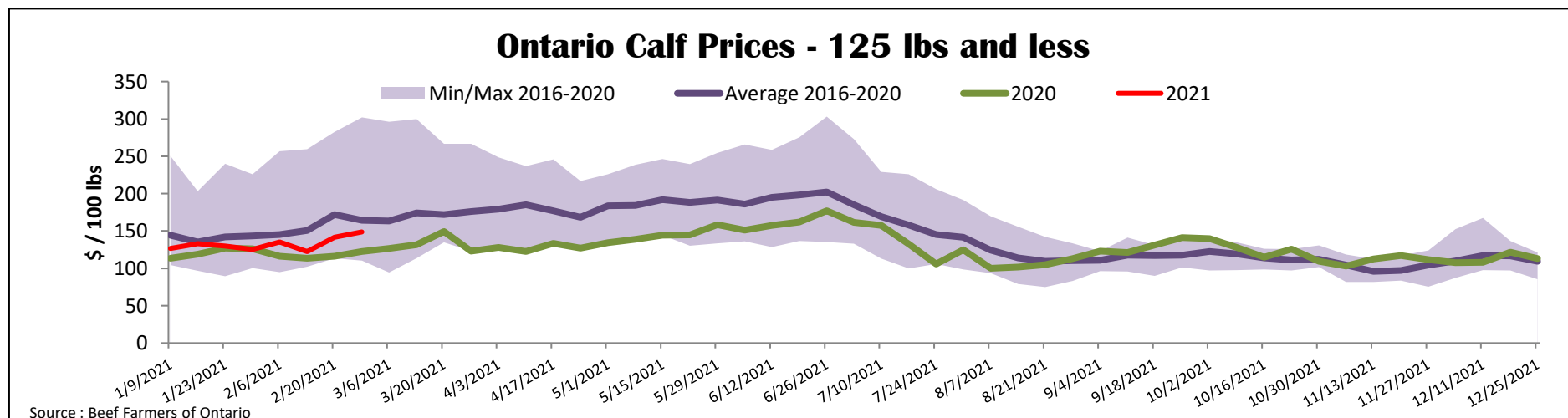
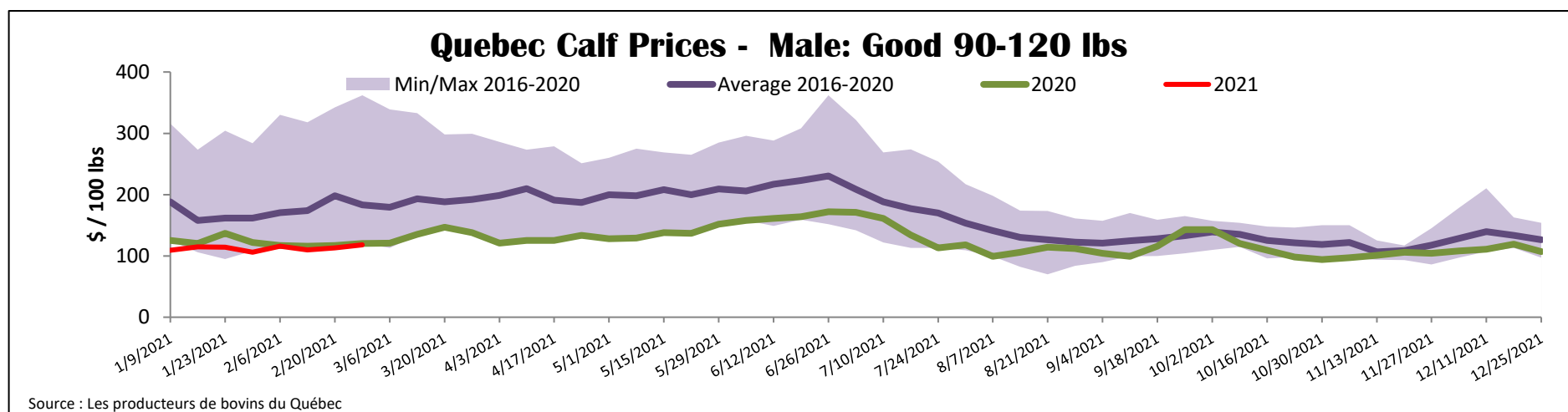
Federally Inspected Slaughter									
	Weekly			Year to date			Carcass Weight lbs (Jan.-Dec.)		
	2021	2020	% chg	2021	2020	% chg	2020	2019	% chg
Quebec	3 185	777	309.9 %	24 649	23 233	6.1 %	347	337	3.2 %
Rest of Canada	0	0	-	0	0	-	398	374	6.7 %
<b>Canada</b>	<b>3 185</b>	<b>777</b>	<b>309.9 %</b>	<b>24 649</b>	<b>23 233</b>	<b>6.1 %</b>	<b>347</b>	<b>338</b>	<b>2.8 %</b>

Source: Canadian Beef Grading Agency      Source: Canadian Food Inspection Agency (CFIA)

Domestic Exports					Imports				
Total veal (tonnes)	Jan. 1 - Dec. 31, 2020				Total veal (tonnes)	Jan. 1 - Feb. 27, 2021			
	2020	2019	% chg		2021	2020	% chg		
United States	2 447	2 184	12.0 %	New Zealand	166	70	-		
United Arab Emirates	99	209	-52.7 %	United States	120	171	-29.3 %		
Japan	24	0	-	Australia	0	47			
Others	9	19	-52.3 %	<b>EU-27</b>					
<b>Total</b>	<b>2 579</b>	<b>2 412</b>	<b>6.9 %</b>	Netherlands	40	58	-31.5 %		
				Others	37	27	40.1 %		
				<b>EU-27 total</b>	<b>77</b>	<b>85</b>	<b>-9.0 %</b>		
				Others	0	0			
				<b>Total</b>	<b>363</b>	<b>372</b>	<b>-2.3 %</b>		

Source: Statistics Canada      Source: CFIA





<b>United States</b>										
Week ending February 20, 2021										
Federally Inspected Slaughter					Northeast and North Central U.S. Wholesale Price					
			Weekly	Year to date			January 2021 Wholesale Price			
	2021	2020	% chg	2021	2020	% chg	\$/100 lbs	Simple avg	Min	Max
Milk-fed or nature										
North East & North Central*	2 763	3 923	-29.6 %	22 096	26 731	-17.3 %	307 Rack, Ribeye	N/A	N/A	N/A
Other calves	5 530	6 102	-9.4 %	33 726	47 172	-28.5 %	332 Loin, Trimmed 4x4	610.00	525.00	695.00
	<b>8 293</b>	<b>10 025</b>	<b>-17.3 %</b>	<b>55 822</b>	<b>73 903</b>	<b>-24.5 %</b>	1336 Leg slice, Retail	875.00	825.00	925.00
Production							1312 Osso Buco, Foreshank	760.00	695.00	825.00
Calves (million lbs)	1.2	1.2	0.0 %	7.8	9.2	-15.2 %	Shoulder Clod, Chuck	610.00	525.00	695.00
Live weight (lbs)	255	217	17.5 %							
Dressed weight (lbs)	149	125	19.2 %							
North East & North Central					Pennsylvania Calf Auction					
(Veal Carcass, Hot Basis – Paid to Producer (Hide off, 255-315 lbs))					Graded Holstein Bull Calves* February 20, 2021					
Special fed : milk fed, nature					\$/ 100 lbs					
			Weighted Average	Min	Max					
\$/US / 100 lbs			294.42	290.00	305.00	Number 1	Weight	Head	Min	Max
Non-Packer & Packers Owned					- 89 lbs 14 10.00 92.00 90 - 120 lbs 79 70.00 135.00 + 120 lbs 3 102.00 115.00 Beef Cross 19 100.00 205.00					
					Number 2 - 100 lbs 35 40.00 105.00 + 100 lbs 85 50.00 115.00 Beef Cross 4 90.00 120.00					
					Number 3 - 100 lbs 115 10.00 72.00 + 100 lbs 73 15.00 82.00 Beef Cross 0 0.00 0.00					
					* Does not include all head sold					

Source : USDA