

Veal Supply at a Glance - Canada

For week ending January 30, 2021

Quebec Live Auction											
	Number	2021			Number	2020			Volume (YTD)		
		Price (\$ / 100 lbs)				Price (\$ / 100 lbs)			head		
	(head)	Average	Min	Max	(head)	Average	Min	Max	2021	2020	% chg
Dairy Calves											
Holstein Male											
Good 90 -120 lbs	534	106.00	80.00	130.00	677	122.00	110.00	141.00	2 319	2 540	-8.7 %
Good 121 - 140 lbs	181	110.00	90.00	122.00	226	122.00	100.00	135.00	797	1 043	-23.6 %
Average 90 - 140 lbs	425	81.00	50.00	110.00	515	99.00	60.00	120.00	1 848	2 071	-10.8 %
Misc. - All weights	228	42.00	30.00	65.00	278	44.00	20.00	85.00	919	918	0.1 %
Holstein Female											
Good 90 -120 lbs	28	67.00	40.00	100.00	71	107.00	40.00	160.00	180	284	-36.6 %
Other milk breeds (all weights)	15	60.00	30.00	100.00	27	70.00	30.00	110.00	100	92	8.7 %
Crossbreeds dairy-butcher (all weights)	408	262.00	100.00	385.00	191	233.00	125.00	345.00	1 633	883	84.9 %
A2 Grain fed veal cattle (hide off)	1 607	243.00	n/a	n/a	1 388	250.00	n/a	n/a	6 639	5 924	12.1 %
688 lbs live / 375-419 lbs hide off											

Source: Les producteurs de bovins du Québec

Ontario Live Auction											
	Number	2021			Number	2020			Volume (YTD)		
		Price (\$ / 100 lbs)				Price (\$ / 100 lbs)			head		
	(head)	Average	Min	Max	(head)	Average	Min	Max	2021	2020	% chg
+ 600 lbs	564	121.61	107.77	134.10	556	118.76	95.63	134.41	2 455	2 287	7.3 %
451 - 600 lbs	23	110.96	96.26	127.96	63	113.53	91.42	133.66	125	208	-39.9 %
301 - 450 lbs	18	103.62	71.36	118.47	32	146.54	101.79	190.51	134	125	7.2 %
126 - 300 lbs	98	111.57	67.11	213.47	115	107.13	74.82	179.76	535	566	-5.5 %
- 125 lbs	857	125.29	63.56	348.62	837	126.20	81.16	293.13	3 552	3 354	5.9 %

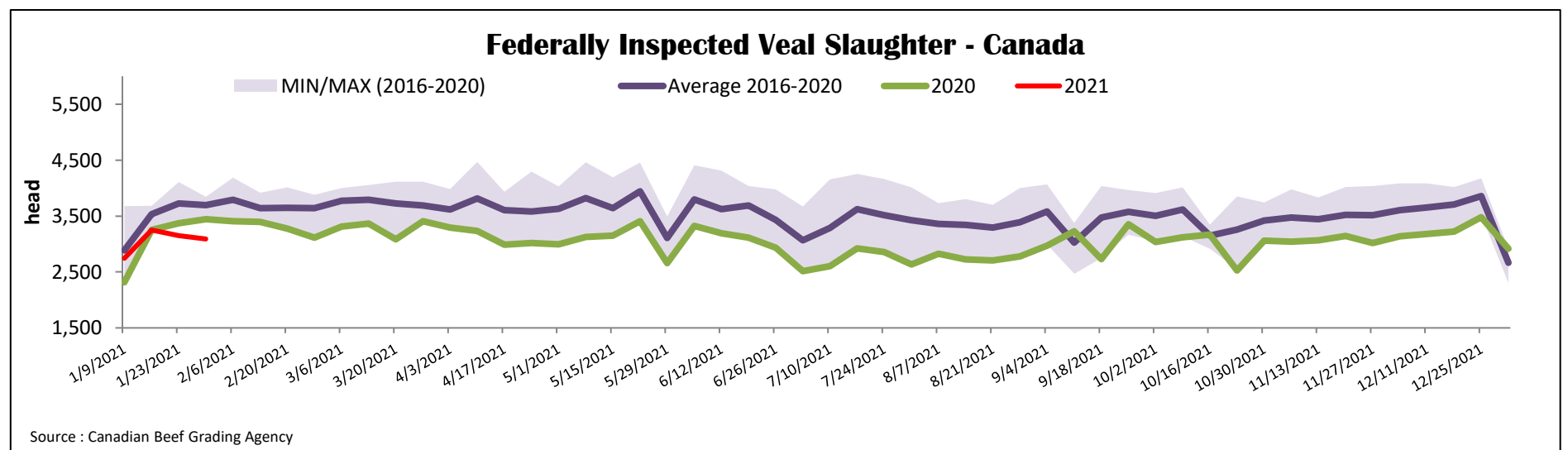
Source: Beef Farmers of Ontario

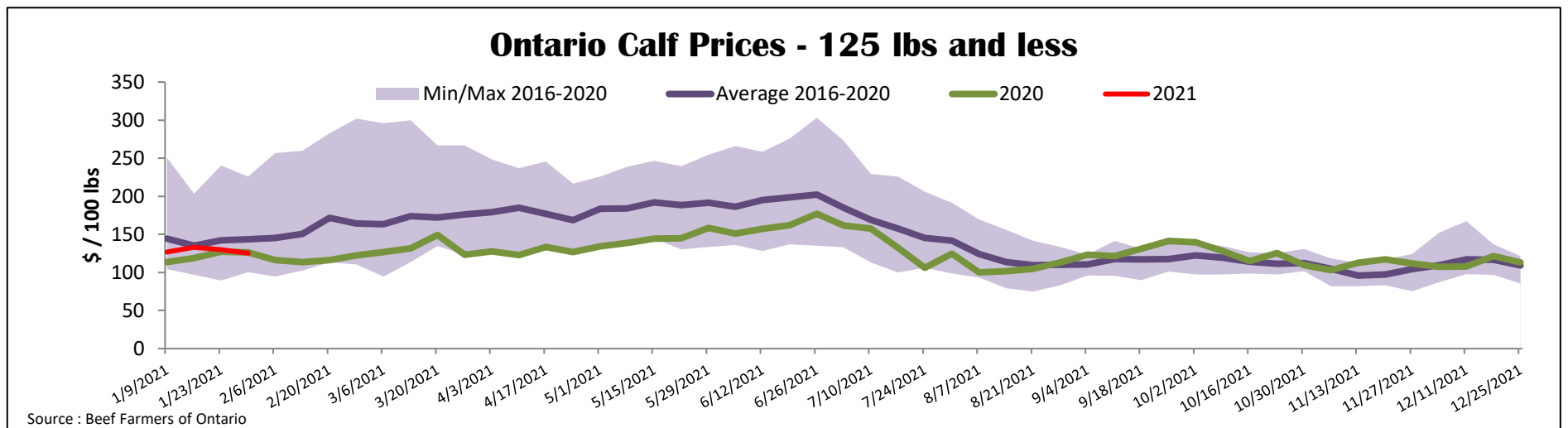
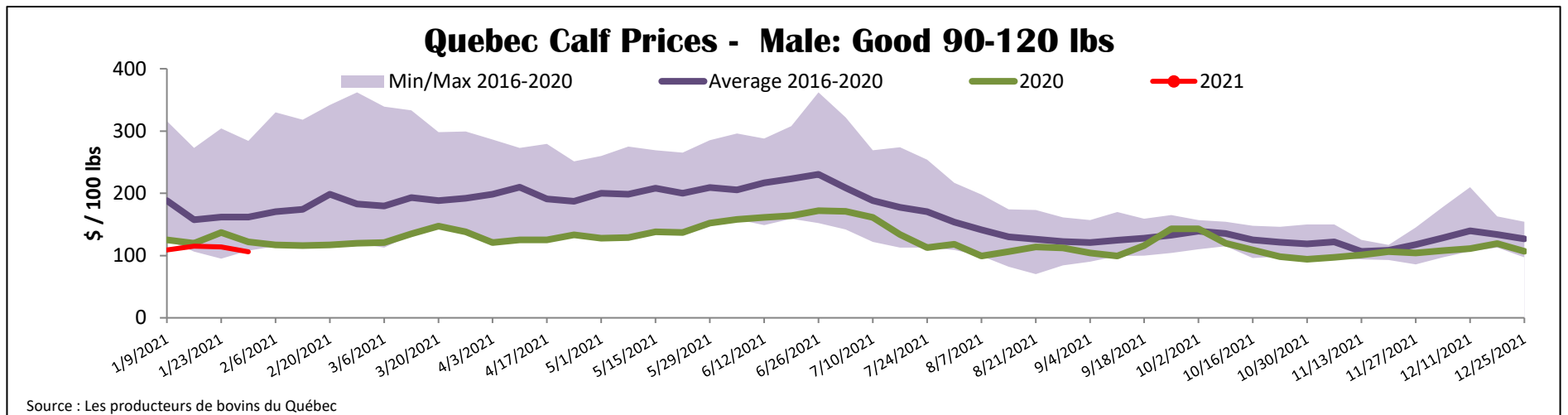
Federally Inspected Slaughter									
	Weekly			Year to date			Carcass Weight lbs (Jan.-Dec.)		
	2021	2020	% chg	2021	2020	% chg	2020	2019	% chg
Quebec	3 080	3 441	-10.5 %	12 226	12 379	-1.2 %	347	337	3.2 %
Rest of Canada	0	0	-	0	0	-	398	374	6.7 %
Canada	3 080	3 441	-10.5 %	12 226	12 379	-1.2 %	347	338	2.8 %

Source: Canadian Beef Grading Agency / Source: Canadian Food Inspection Agency (CFIA)

Domestic Exports					Imports				
Total veal (tonnes)	Jan. 1 - Nov. 30, 2020				Total veal (tonnes)	Jan. 1 - Jan. 30, 2021			
	2020	2019	% chg			2021	2020	% chg	
United States	2 231	2 103	6.1 %		New Zealand	129	38	-	
United Arab Emirates	89	190	-53.2 %		United States	64	91	-	
Saint Pierre and Miquelon	5	12	-52.8 %		Australia	0	19	-	
Others	1	7	-92.7 %		EU-27				
Total	2 326	2 312	0.6 %		Netherlands	27	47	-	
					Others	24	24	-	
					EU-27 total	52	71	-27.4 %	
					Others	0	0	-	
					Total	245	219	-	

Source: Statistics Canada / Source: CFIA





United States											
Week ending January 23, 2021											
Federally Inspected Slaughter					Northeast and North Central U.S. Wholesale Price						
Weekly			Year to date			December 2020 Wholesale Price					
	2021	2020	% chg	2021	2020	% chg	\$/100 lbs	Simple avg	Min	Max	
Milk-fed or nature											
North East & North Central*	2 942	4 318	-31.9 %	11 120	11 537	-3.6 %	307 Rack, Ribeye	N/A	N/A	N/A	
Other calves	4 684	6 653	-29.6 %	13 012	21 337	-39.0 %	332 Loin, Trimmed 4x4	610.00	525.00	695.00	
	7 626	10 971	-30.5 %	24 132	32 874	-26.6 %	1336 Leg slice, Retail	875.00	825.00	925.00	
Production							1312 Osso Buco, Fore Shank	760.00	695.00	825.00	
Calves (million lbs)	1.1	1.5	-26.7 %	3.3	4.1	-19.5 %	Shoulder Clod, Chuck	610.00	525.00	695.00	
Live weight (lbs)	251	232	8.2 %								
Dressed weight (lbs)	146	135	8.1 %								
North East & North Central					Pennsylvania Calf Auction						
(Veal Carcass, Hot Basis – Paid to Producer (Hide off, 255-315 lbs))					Graded Holstein Bull Calves* January 23, 2021						
Special fed : milk fed, nature					\$ / 100 lbs						
\$US / 100 lbs			Weighted Average		Min	Max					
Non-Packer & Packers Owned			293.51		285.00	300.00					
							Number 1	Weight	Head	Min	Max
							- 89 lbs	27	40.00	128.00	
							90 - 120 lbs	201	65.00	138.00	
							+ 120 lbs	11	80.00	115.00	
							Beef Cross	46	150.00	300.00	
							Number 2	- 100 lbs	101	30.00	225.00
							+ 100 lbs	132	50.00	120.00	
							Beef Cross	9	130.00	185.00	
							Number 3	- 100 lbs	118	10.00	90.00
							+ 100 lbs	57	15.00	90.00	
							Beef Cross	0	0.00	0.00	
* Does not include all head sold											

Source : USDA

Source : USDA