

### Veal Supply at a Glance - Canada

For week ending January 9, 2021

Quebec Live Auction											
	Number	2021			2020			Volume (YTD)			
		Price ( \$ / 100 lbs)	Price ( \$ / 100 lbs)	Price ( \$ / 100 lbs)	Number	Price ( \$ / 100 lbs)	Price ( \$ / 100 lbs)	head	head	% chg	
Dairy Calves	(head)	Average	Min	Max	(head)	Average	Min	Max	2021	2020	% chg
Holstein Male	723	109.00	90.00	125.00	394	125.00	115.00	140.00	723	394	83.5 %
Good 90 -120 lbs	272	114.00	96.00	135.00	156	123.00	110.00	135.00	272	156	74.4 %
Average 90 - 140 lbs	521	90.00	60.00	115.00	333	95.00	60.00	115.00	521	333	56.5 %
Misc. - All weights	272	44.00	20.00	75.00	132	39.00	30.00	70.00	272	132	106.1 %
Holstein Female											
Good 90 -120 lbs	65	81.00	35.00	115.00	39	94.00	40.00	160.00	65	39	66.7 %
Other milk breeds (all weights)	41	64.00	60.00	100.00	4	34.00	20.00	64.00	41	4	925.0 %
Crossbreeds dairy-butcher (all weights)	465	291.00	110.00	455.00	152	218.00	120.00	270.00	465	152	205.9 %
A2 Grain fed veal cattle (hide off)	1 814	240.00	n/a	n/a	1 587	n/d	n/a	n/a	1 814	1 587	14.3 %
688 lbs live / 375-419 lbs hide off											

Source: Les producteurs de bovins du Québec

Ontario Live Auction											
	Number	2021			2020			Volume (YTD)			
		Price ( \$ / 100 lbs)	Price ( \$ / 100 lbs)	Price ( \$ / 100 lbs)	Number	Price ( \$ / 100 lbs)	Price ( \$ / 100 lbs)	head	head	% chg	
+ 600 lbs	692	129.89	112.46	147.80	509	132.34	114.79	149.40	692	509	36.0 %
451 - 600 lbs	27	99.39	74.76	122.28	31	115.82	98.37	129.89	27	31	-12.9 %
301 - 450 lbs	32	120.91	91.64	139.08	13	105.82	99.38	116.31	32	13	146.2 %
126 - 300 lbs	145	112.76	75.38	228.36	39	113.51	74.26	185.00	145	39	271.8 %
- 125 lbs	983	126.59	64.31	348.78	595	113.47	61.23	245.02	983	595	65.2 %

Source: Beef Farmers of Ontario

Federally Inspected Slaughter									
	Weekly			Year to date			Carcass Weight lbs (Jan.-Oct.)		
	2021	2020	% chg	2021	2020	% chg	2020	2019	% chg
Quebec	2744	2 316	18.5 %	2744	2 316	18.5 %	347	337	3.0 %
Rest of Canada	0	0	-	0	0	-	398	374	6.7 %
<b>Canada</b>	<b>2 744</b>	<b>2 316</b>	<b>18.5 %</b>	<b>2 744</b>	<b>2 316</b>	<b>18.5 %</b>	<b>347</b>	<b>339</b>	<b>2.4 %</b>

Source : Canadian Beef Grading Agency

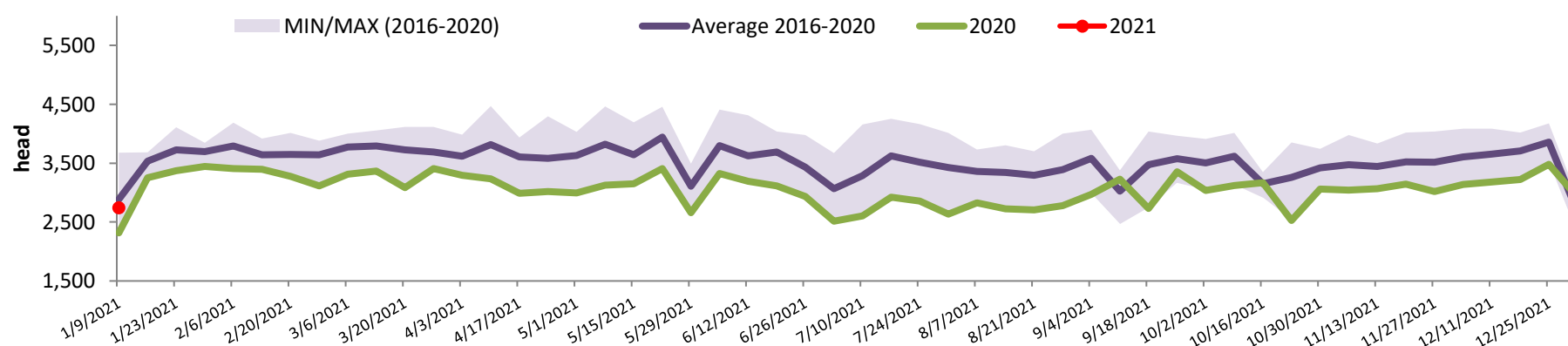
Source: Canadian Food Inspection Agency (CFIA)

Domestic Exports					Imports				
Total veal (tonnes)	Jan. 1 - Nov. 30, 2020				Total veal (tonnes)	Jan. 1 - Jan. 9, 2021			
	2020	2019	% chg			2021	2020	% chg	
United States	2 231	2 103	6.1 %		New Zealand	36	0	-	
United Arab Emirates	89	190	-53.2 %		United States	1	1	92.5 %	
Saint Pierre and Miquelon	5	12	-52.8 %		Australia	0	0		
Others	1	7	-92.7 %		<b>EU-27</b>				
<b>Total</b>	<b>2 326</b>	<b>2 312</b>	<b>0.6 %</b>		Netherlands	0	5		
					Others	0	0	-	
					<b>EU-27 total</b>	<b>0</b>	<b>5</b>		
					Others	0	0		
					<b>Total</b>	<b>37</b>	<b>6</b>	<b>558.5 %</b>	

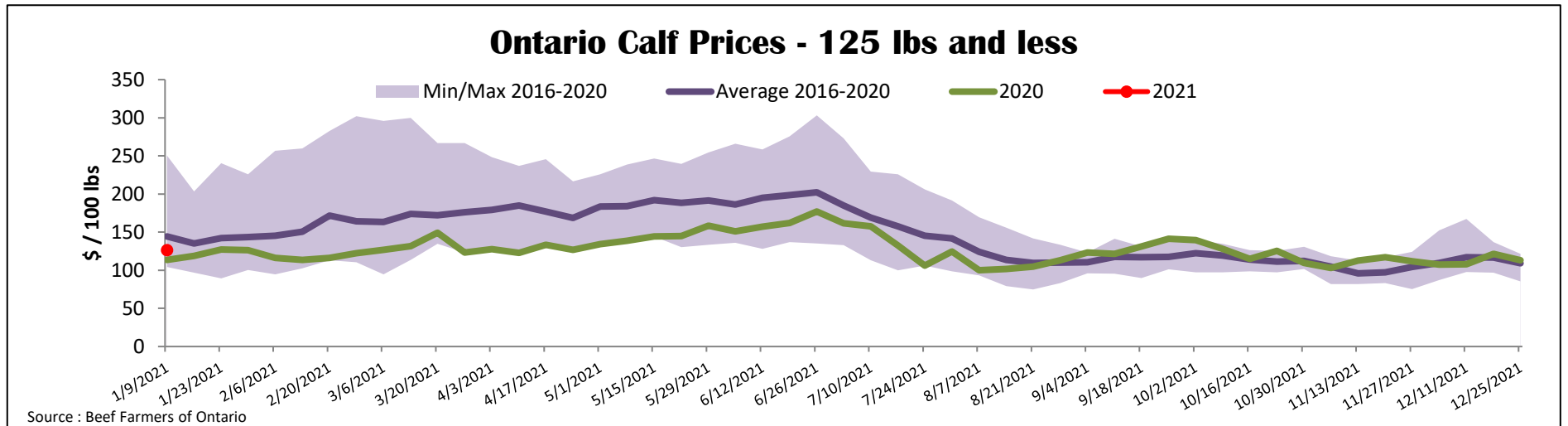
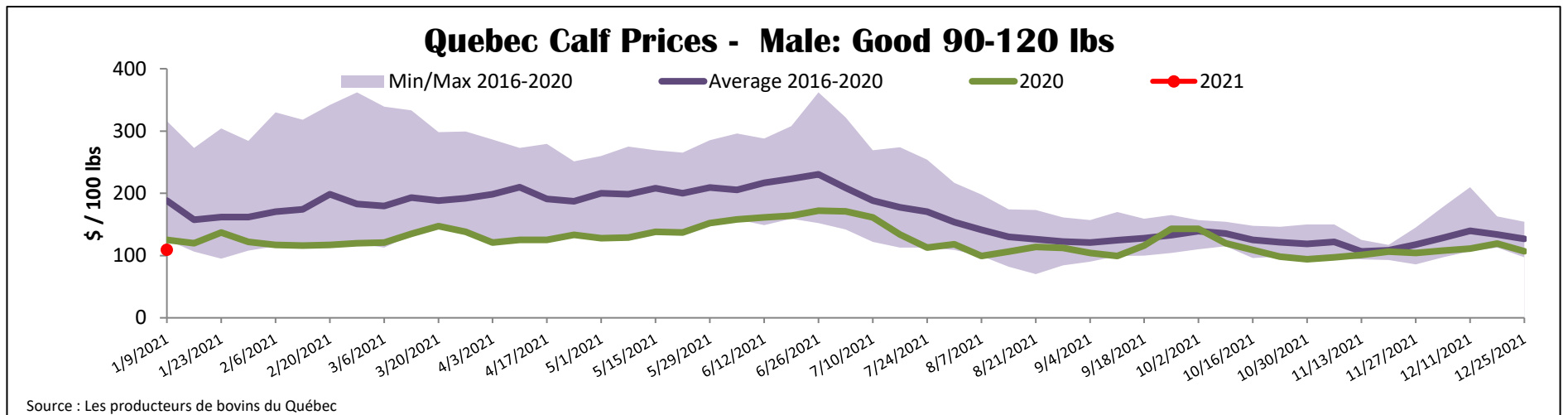
Source: Statistics Canada

Source: CFIA

### Federally Inspected Veal Slaughter - Canada



Source : Canadian Beef Grading Agency



<b>United States</b>										
Week ending January 2, 2021										
Federally Inspected Slaughter					Northeast and North Central U.S. Wholesale Price					
			Weekly	Year to date			December 2020 Wholesale Price			
	2020	2019	% chg	2020	2019	% chg	\$/100 lbs	Simple avg	Min	Max
Milk-fed or nature										
North East & North Central*	2 845	3 196	-11.0 %	181 118	192 363	-5.8 %	307 Rack, Ribeye	N/A	N/A	N/A
Other calves	4 812	5 712	-15.8 %	269 910	383 429	-29.6 %	332 Loin, Trimmed 4x4	610.00	525.00	695.00
	<b>7 657</b>	<b>8 908</b>	<b>-14.0 %</b>	<b>451 028</b>	<b>575 792</b>	<b>-21.7 %</b>	1336 Leg slice, Retail	875.00	825.00	925.00
Production							1312 Osso Buco, Foreshank	760.00	695.00	825.00
Calves (million lbs)	1.1	1.1	0.0 %	62.7	72.1	-13.0 %	Shoulder Clod, Chuck	610.00	525.00	695.00
Live weight (lbs)	246	222	10.8 %							
Dressed weight (lbs)	143	128	11.7 %							
North East & North Central					Pennsylvania Calf Auction					
(Veal Carcass, Hot Basis – Paid to Producer (Hide off, 255-315 lbs))					Graded Holstein Bull Calves* January 2, 2021					
Special fed : milk fed, nature					\$/ 100 lbs					
			Weighted Average	Min	Max					
\$US / 100 lbs						Number 1	Weight	Head	Min	Max
Non-Packer & Packers Owned			292.74	285.00	300.00		- 89 lbs	11	50.00	85.00
							90 - 120 lbs	136	50.00	105.00
							+ 120 lbs	14	70.00	95.00
							Beef Cross	47	120.00	235.00
						Number 2	- 100 lbs	64	30.00	82.00
							+ 100 lbs	42	30.00	90.00
							Beef Cross	2	105.00	170.00
						Number 3	- 100 lbs	53	10.00	50.00
							+ 100 lbs	12	25.00	45.00
							Beef Cross	0	0.00	0.00
					* Does not include all head sold					

Source : USDA