

Veal Supply at a Glance - Canada

For week ending January 2, 2021

Quebec Live Auction												
Dairy Calves	Number	2020			Number	2019			Volume (YTD)			
		Price (\$ / 100 lbs)	Average	Min		Max	Price (\$ / 100 lbs)	Average	Min	Max	head	head
Holstein Male	(head)				(head)							
Good 90 -120 lbs	569	111.00	70.00	150.00	362	119.00	100.00	135.00	31 542	32 609	-3.3 %	
Good 121 - 140 lbs	167	116.00	50.00	140.00	97	120.00	100.00	145.00	10 041	9 833	2.1 %	
Average 90 - 140 lbs	257	82.00	50.00	110.00	331	96.00	65.00	125.00	23 035	24 130	-4.5 %	
Misc. - All weights	116	41.00	30.00	65.00	118	39.00	30.00	60.00	11 795	14 752	-20.0 %	
Holstein Female												
Good 90 -120 lbs	88	118.00	50.00	185.00	51	90.00	50.00	155.00	3 459	3 318	4.2 %	
Other milk breeds (all weights)	0				0				1 586	1 454	9.1 %	
Crossbreeds dairy-butcher (all weights)	211	210.00	105.00	340.00	116	198.00	120.00	265.00	14 641	18 555	-21.1 %	
A2 Grain fed veal cattle (hide off)	1 009	*250	n/a	n/a	1 541	*250.8	n/a	n/a	76 512	72 814	5.1 %	
688 lbs live / 375-419 lbs hide off												

*This data remains unchanged from last week's Veal Supply at a Glance

Source: Les producteurs de bovins du Québec

Ontario Live Auction											
	Number	2020			Number	2019			Volume (YTD)		
		Price (\$ / 100 lbs)	Average	Min		Max	Price (\$ / 100 lbs)	Average	Min	Max	head
+ 600 lbs	428	140.98	123.33	156.57	81	122.85	97.51	138.57	31 988	36 064	-11.3 %
451 - 600 lbs	15	110.92	91.67	121.13	20	105.90	81.18	132.00	2 176	2 827	-23.0 %
301 - 450 lbs	6	112.17	96.67	128.00	6	98.56	81.00	110.33	1 986	2 452	-19.0 %
126 - 300 lbs	41	134.17	88.73	234.76	36	92.14	58.06	126.11	6 049	6 537	-7.5 %
- 125 lbs	588	116.21	63.24	253.83	574	97.38	59.95	119.15	42 144	42 377	-0.5 %

Source: Beef Farmers of Ontario

Federally Inspected Slaughter									
	Weekly			Year to date			Carcass Weight lbs (Jan.-Oct.)		
	2020	2019	% chg	2020	2019	% chg	2020	2019	% chg
Quebec	2256	2 264	-0.4 %	161 368	163 961	-1.6 %	347	337	3.0 %
Rest of Canada	0	0	-	1	6 200	-	398	374	6.7 %
Canada	2 256	2 264	-0.4 %	161 369	170 161	-5.2 %	347	339	2.4 %

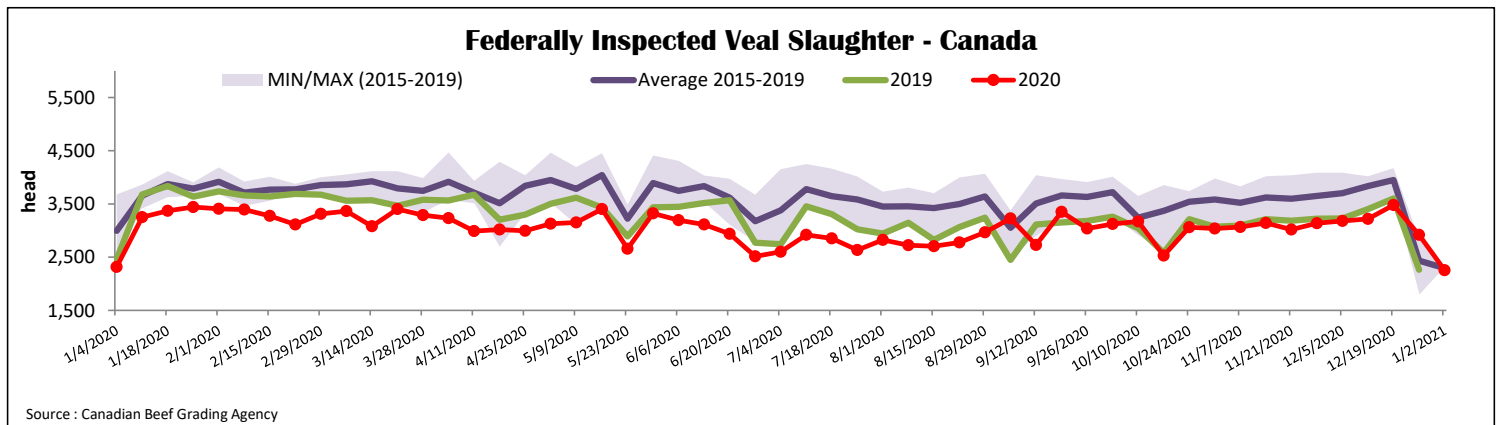
Source: Canadian Beef Grading Agency

Source: Canadian Food Inspection Agency (CFIA)

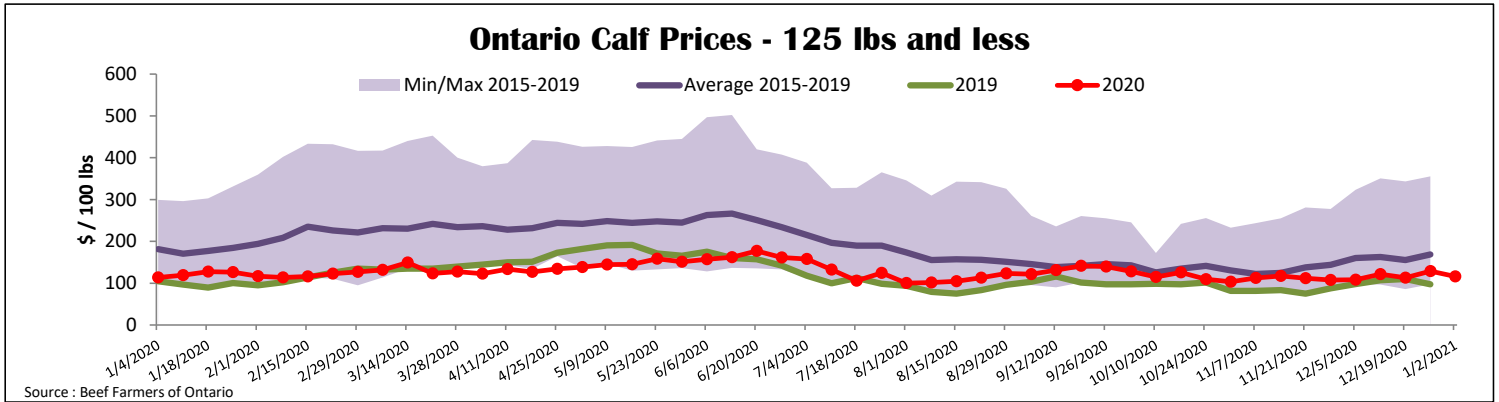
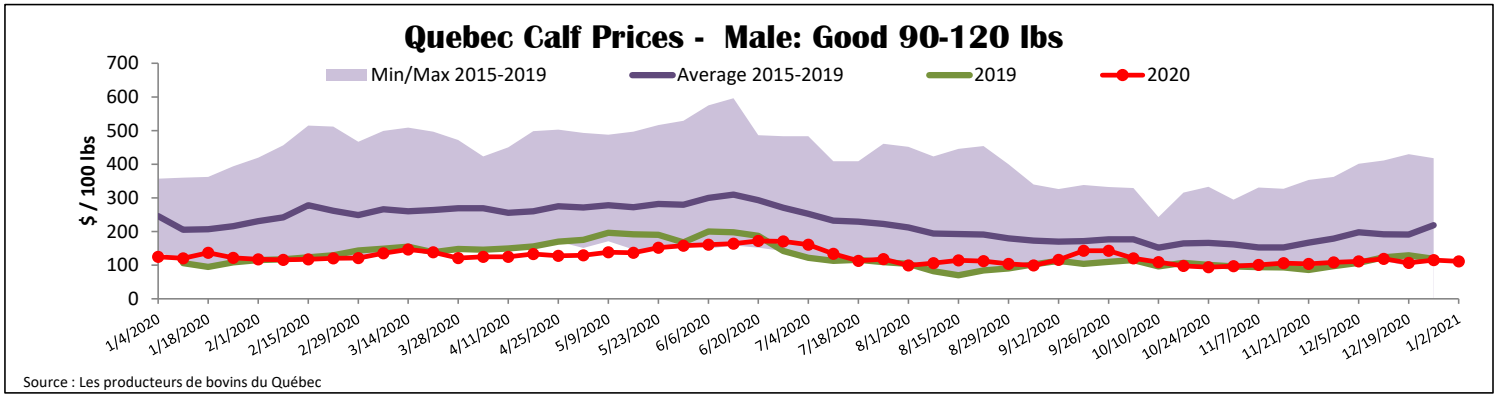
Domestic Exports				Imports					
Total veal (tonnes)	Jan. 1 - Nov. 30, 2020	2020	2019	% chg	Total veal (tonnes)	Jan. 1 2020- Jan. 2 2021	2020	2019	% chg
United States		2 231	2 103	6.1 %	New Zealand		2 183	912	139.5 %
United Arab Emirates		89	190	-53.2 %	United States		830	1 332	-37.7 %
Saint Pierre and Miquelon		5	12	-52.8 %	Australia		130	232	-43.9 %
Others		1	7	-92.7 %	EU-27				
Total		2 326	2 312	0.6 %	Netherlands		321	368	-12.8 %
					Others		185	21	-
					EU-27 total		506	389	30.0 %
					Others		17	143	-88.0 %
					Total		3 667	3 008	21.9 %

Source: Statistics Canada

Source: CFIA



Source: Canadian Beef Grading Agency



United States										
Week ending December 26, 2020										
Federally Inspected Slaughter					Northeast and North Central U.S. Wholesale Price					
Weekly			Year to date			December 2020 Wholesale Price				
	2020	2019	% chg	2020	2019	% chg	\$/100 lbs	Simple avg	Min	Max
Milk-fed or nature										
North East & North Central*	2 227	3 196	-30.3 %	178 273	192 363	-7.3 %	307 Rack, Ribeye	N/A	N/A	N/A
Other calves	5 340	5 712	-6.5 %	265 098	383 429	-30.9 %	332 Loin, Trimmed 4x4	610.00	525.00	695.00
	7 567	8 908	-15.1 %	443 371	575 792	-23.0 %	1336 Leg slice, Retail	875.00	825.00	925.00
Production							1312 Osso Buco, Fore Shank	760.00	695.00	825.00
Calves (million lbs)	1.0	1.1	-9.1 %	61.6	72.1	-14.6 %	Shoulder Clod, Chuck	610.00	525.00	695.00
Live weight (lbs)	233	222	5.0 %							
Dressed weight (lbs)	135	128	5.5 %							

Source : USDA

North East & North Central					Pennsylvania Calf Auction				
(Veal Carcass, Hot Basis – Paid to Producer (Hide off, 255-315 lbs))					Graded Holstein Bull Calves* December 24, 2020				
Special fed : milk fed, nature					\$/ 100 lbs				
\$/US / 100 lbs	Weighted Average		Min	Max	Number	Weight	Head	Min	Max
Non-Packer & Packers Owned	293.12	285.00	285.00	300.00	Number 1	- 89 lbs	20	80.00	105.00
						90 - 120 lbs	149	70.00	125.00
						+ 120 lbs	7	80.00	120.00
						Beef Cross	78	110.00	265.00
					Number 2	- 100 lbs	97	40.00	95.00
						+ 100 lbs	148	40.00	115.00
						Beef Cross	35	70.00	210.00
					Number 3	- 100 lbs	161	12.00	85.00
						+ 100 lbs	93	20.00	75.00
						Beef Cross	19	15.00	130.00

* Does not include all head sold

Source : USDA