

Veal Supply at a Glance - Canada

For week ending October 31, 2020

Quebec Live Auction											
	2020				2019				Volume (YTD)		
	Number (head)	Average	Min	Max	Number (head)	Average	Min	Max	2020	2019	% chg
Dairy Calves											
Holstein Male											
Good 90 -120 lbs	573	97.00	80.00	115.00	666	96.00	80.00	115.00	26 284	27 870	-5.7 %
Good 121 - 140 lbs	188	99.00	80.00	115.00	156	97.00	80.00	115.00	8 496	8 420	0.9 %
Average 90 - 140 lbs	433	65.00	40.00	90.00	479	70.00	40.00	95.00	19 608	20 598	-4.8 %
Misc. - All weights	189	34.00	20.00	60.00	292	32.00	20.00	50.00	10 150	13 154	-22.8 %
Holstein Female											
Good 90 -120 lbs	62	67.00	30.00	120.00	228	222.00	110.00	335.00	3 009	2 748	9.5 %
Other milk breeds (all weights)	32	58.00	30.00	82.00	32	56.00	20.00	100.00	1 328	1 272	4.4 %
Crossbreeds dairy-butcher (all weights)	402	298.00	120.00	435.00	228	222.00	110.00	335.00	11 239	16 921	-33.6 %
A2 Grain fed veal cattle (hide off)	1 357	240.10	n/a	n/a	1 436	250.00	n/a	n/a	64 003	60 669	5.5 %
596 lbs live / 325-353 lbs hide off											

Source: Les producteurs de bovins du Québec

Ontario Live Auction											
	2020				2019				Volume (YTD)		
	Number (head)	Average	Min	Max	Number (head)	Average	Min	Max	2020	2019	% chg
+ 600 lbs	505	121.70	107.57	135.18	788	118.79	92.22	137.65	26 808	31 938	-16.1 %
451 - 600 lbs	33	90.44	71.06	112.94	76	103.65	77.77	127.82	1 803	2 319	-22.3 %
301 - 450 lbs	70	149.47	97.90	201.17	76	133.86	94.26	180.38	1 591	1 936	-17.8 %
126 - 300 lbs	130	121.22	75.54	225.44	125	98.59	53.04	185.24	5 180	5 627	-7.9 %
- 125 lbs	949	103.07	54.39	304.70	923	81.69	40.15	177.86	34 992	36 134	-3.2 %

Source: Beef Farmers of Ontario

Federally Inspected Slaughter									
	Weekly			Year to date			Carcass Weight lbs (Jan.-Sept.)		
	2020	2019	% chg	2020	2019	% chg	2020	2019	% chg
Quebec	3 040	3 051	-0.4 %	133 952	138 764	-3.5 %	347	337	2.8 %
Rest of Canada	0	21	-	1	6 184	-99.98 %	398	374	6.6 %
Canada	3 040	3 072	-1.0 %	133 953	144 948	-7.6 %	347	339	2.4 %

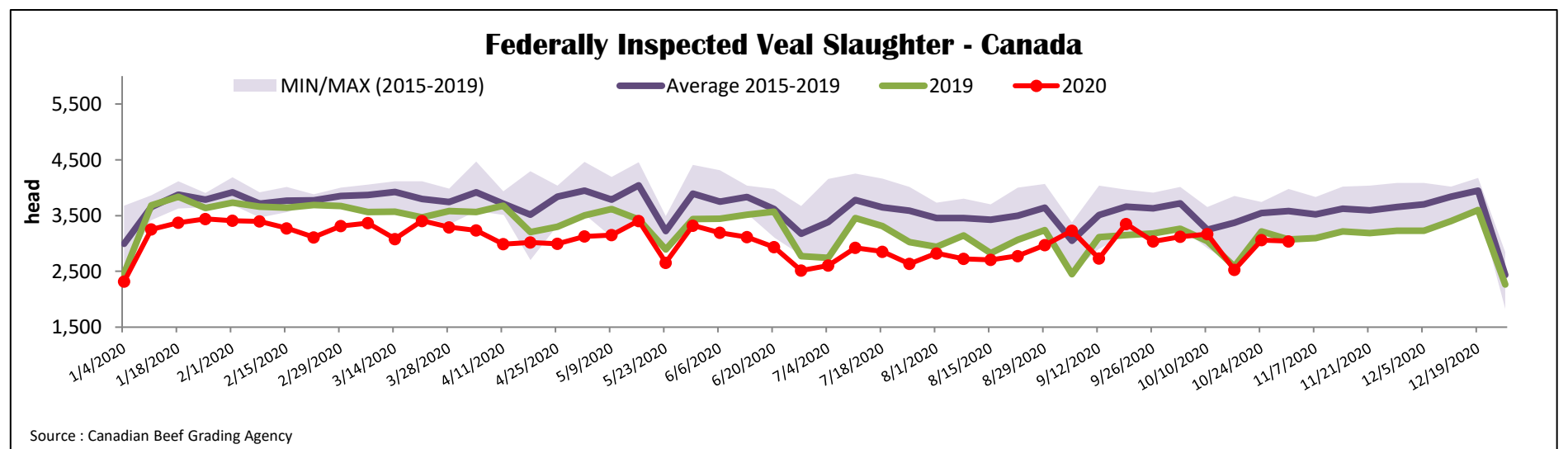
Source: Canadian Beef Grading Agency

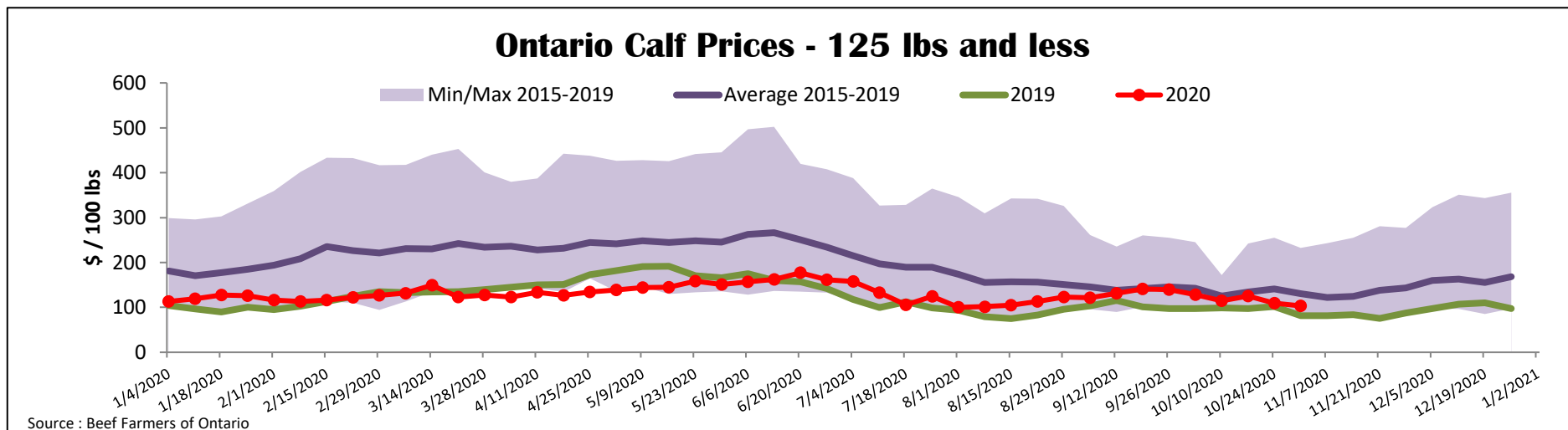
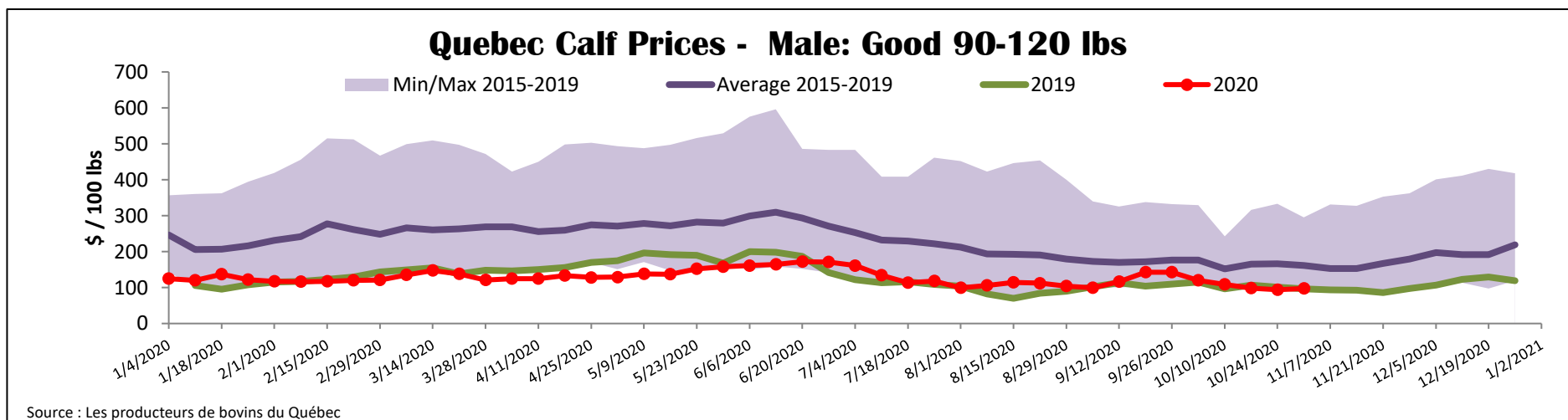
Source: Canadian Food Inspection Agency (CFIA)

Domestic Exports					Imports				
	Jan. 1 - Sept. 30, 2020					Jan. 1 - Oct. 31, 2020			
	2020	2019	% chg			2020	2019	% chg	
Total veal (tonnes)					Total veal (tonnes)				
United States	1 735	1 970	-12.0 %		New Zealand	1 683	713	136.1 %	
United Arab Emirates	69	155	-55.6 %		United States	756	1 182	-36.1 %	
Saint Pierre and Miquelon	5	9	-36.8 %		Australia	105	232	-54.9 %	
Others	1	7	-		EU-27				
Total	1 809	2 140	-15.5 %		Netherlands	250	293	-14.9 %	
					Others	149	12	-	
					EU-27 total	399	306	30.4 %	
					Others	17	23	-	
					Total	2 960	2 456	20.5 %	

Source: Statistics Canada

Source: CFIA





United States											
Week ending October 24, 2020											
Federally Inspected Slaughter					Northeast and North Central U.S. Wholesale Price						
Weekly			Year to date			October 2020 Wholesale Price					
	2020	2019	% chg	2020	2019	% chg	\$/100 lbs	Simple avg	Min	Max	
Milk-fed or nature											
North East & North Central*	3 536	3 637	-2.8 %	152 804	156 271	-2.2 %	307 Rack, Ribeye	1 950.00	1 950.00	1 950.00	
Other calves	4 487	8 102	-44.6 %	215 462	320 317	-32.7 %	332 Loin, Trimmed 4x4	610.00	525.00	695.00	
Total	8 023	11 739	-31.7 %	368 266	476 588	-22.7 %	1336 Leg slice, Retail	875.00	825.00	925.00	
Production							1312 Osso Buco, Foreshank	845.00	695.00	995.00	
Calves (million lbs)	1.2	1.4	-14.3 %	51.3	59.3	-13.5 %	Shoulder Clod, Chuck	600.00	525.00	675.00	
Live weight (lbs)	256	215	19.1 %								
Dressed weight (lbs)	150	124	21.0 %								
North East & North Central					Pennsylvania Calf Auction						
(Veal Carcass, Hot Basis – Paid to Producer (Hide off, 255-315 lbs))					Graded Holstein Bull Calves* October 23, 2020						
Special fed : milk fed, nature					\$ / 100 lbs						
\$US / 100 lbs				Weighted Average Price	Min	Max	Number 1	Weight	Head	Min	Max
								- 89 lbs	48	50.00	120.00
								90 - 120 lbs	273	35.00	135.00
								+ 120 lbs	13	90.00	120.00
								Beef Cross	97	110.00	270.00
								Number 2			
								- 100 lbs	172	35.00	110.00
								+ 100 lbs	150	60.00	115.00
								Beef Cross	41	70.00	240.00
								Number 3			
								- 100 lbs	197	10.00	100.00
								+ 100 lbs	79	15.00	87.00
								Beef Cross	15	50.00	160.00
					* Does not include all head sold						

Source : USDA