

Veal Supply at a Glance - Canada

For week ending December 5, 2020

Quebec Live Auction													
	Number	2020			Number	2019			Volume (YTD)				
		Price (\$ / 100 lbs)	Average	Min		Max	Price (\$ / 100 lbs)	Average	Min	Max	head	2020	2019
Dairy Calves	(head)												
Holstein Male													
Good 90 -120 lbs	587	111.00	90.00	135.00	656	107.00	90.00	135.00	29 389	30 909	-4.9 %		
Good 121 - 140 lbs	178	118.00	100.00	130.00	189	107.00	90.00	125.00	9 367	9 303	0.7 %		
Average 90 - 140 lbs	398	77.00	40.00	120.00	383	63.00	40.00	110.00	21 592	22 879	-5.6 %		
Misc. - All weights	183	40.00	20.00	67.00	218	32.00	20.00	50.00	11 110	14 400	-22.8 %		
Holstein Female													
Good 90 -120 lbs	44	61.00	30.00	100.00	59	91.00	30.00	140.00	3 246	3 099	4.7 %		
Other milk breeds (all weights)	23	69.00	20.00	100.00	17	53.00	30.00	95.00	1 482	1 406	5.4 %		
Crossbreeds dairy-butcher (all weights)	438	248.00	115.00	385.00	229	220.00	100.00	340.00	13 333	17 977	-25.8 %		
A2 Grain fed veal cattle (hide off)	1 652	250.00	n/a	n/a	1 786	250.10	n/a	n/a	71 123	68 336	4.1 %		
596 lbs live / 325-353 lbs hide off													

Source: Les producteurs de bovins du Québec

Ontario Live Auction													
	Number	2020			Number	2019			Volume (YTD)				
		Price (\$ / 100 lbs)	Average	Min		Max	Price (\$ / 100 lbs)	Average	Min	Max	head	2020	2019
+ 600 lbs	617	127.01	111.90	140.56	482	124.33	101.60	139.39	29 817	34 869	-14.5 %		
451 - 600 lbs	32	102.75	85.84	117.72	73	86.68	56.18	108.79	2 045	2 675	-23.6 %		
301 - 450 lbs	58	149.58	101.06	214.91	79	135.34	94.22	190.77	1 839	2 314	-20.5 %		
126 - 300 lbs	128	105.46	68.71	197.62	125	92.74	56.11	180.76	5 779	6 244	-7.4 %		
- 125 lbs	845	107.87	53.89	267.67	746	97.71	50.56	268.21	39 315	40 099	-2.0 %		

Source: Beef Farmers of Ontario

Federally Inspected Slaughter									
	Weekly			Year to date			Carcass Weight lbs (Jan.-Oct.)		
	2020	2019	% chg	2020	2019	% chg	2020	2019	% chg
Quebec	3180	3 227	-1.5 %	149 494	154 694	-3.4 %	347	337	3.0 %
Rest of Canada	0	0	-	1	6 200	-99.98 %	398	374	6.7 %
Canada	3 180	3 227	-1.5 %	149 495	160 894	-7.1 %	347	339	2.4 %

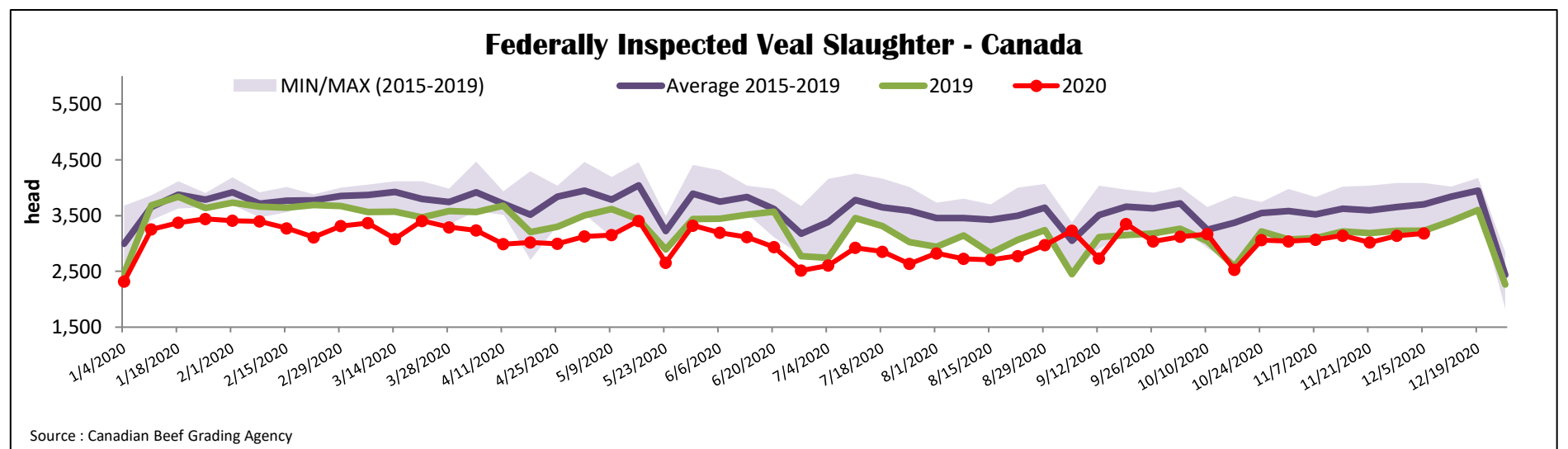
Source: Canadian Beef Grading Agency

Source: Canadian Food Inspection Agency (CFIA)

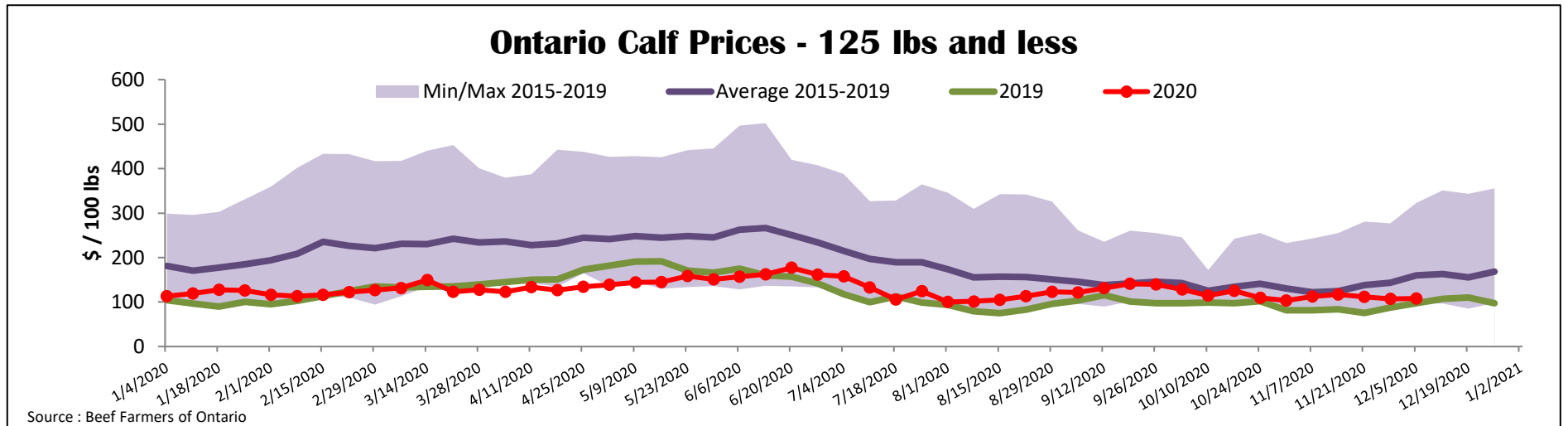
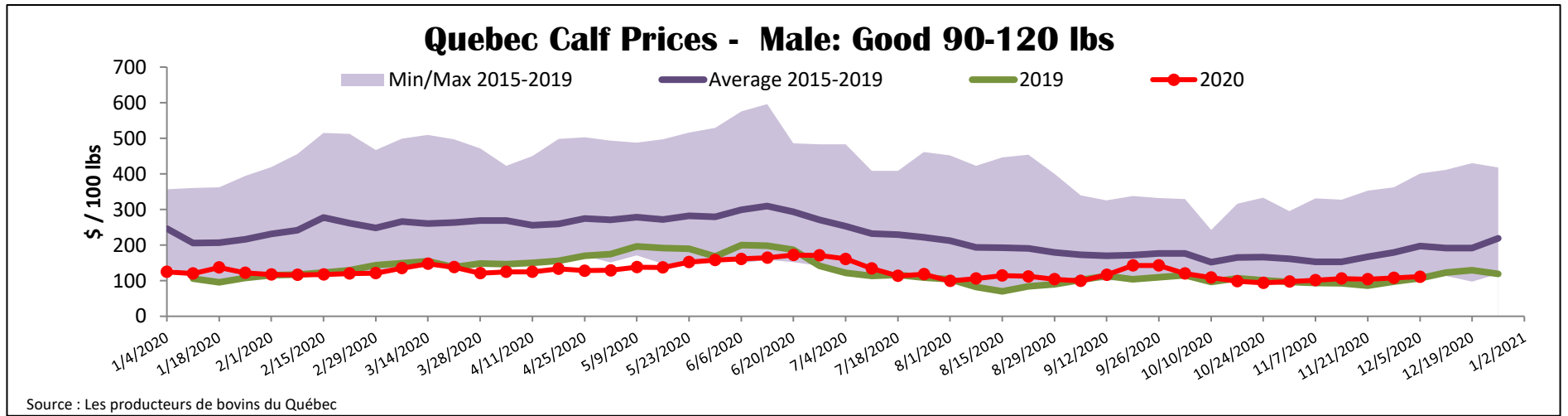
Domestic Exports					Imports						
Total veal (tonnes)	Jan. 1 - Oct. 30, 2020				Total veal (tonnes)	Jan. 1 - Dec. 5, 2020					
	2020	2019	% chg		2020	2019	% chg		2020	2019	% chg
United States	2 001	2 070	-3.3 %	New Zealand	2 183	893	144.4 %				
United Arab Emirates	77	171	-55.3 %	United States	802	1 263	-36.5 %				
Saint Pierre and Miquelon	5	10	-46.8 %	Australia	130	232	-43.9 %				
Others	0	7	-92.7 %	EU-27							
Total	2 083	2 258	-7.8 %	Netherlands	307	347	-11.7 %				
				Others	172	21	-				
				EU-27 total	478	368	29.9 %				
				Others	17	119	-85.5 %				
				Total	3 612	2 876	25.6 %				

Source: Statistics Canada

Source: CFIA



Source: Canadian Beef Grading Agency



United States										
Week ending November 28, 2020										
Federally Inspected Slaughter					Northeast and North Central U.S. Wholesale Price					
Weekly			Year to date			November 2020 Wholesale Price				
	2020	2019	% chg	2020	2019	% chg	\$/100 lbs	Simple avg	Min	Max
Milk-fed or nature										
North East & North Central*	2 108	3 346	-37.0 %	167 216	175 893	-4.9 %	307 Rack, Ribeye	N/A	N/A	N/A
Other calves	5 253	5 910	-11.1 %	242 677	355 345	-31.7 %	332 Loin, Trimmed 4x4	610.00	525.00	695.00
	7 361	9 256	-20.5 %	409 893	531 238	-22.8 %	1336 Leg slice, Retail	875.00	825.00	925.00
Production							1312 Osso Buco, Foreshank	760.00	695.00	825.00
Calves (million lbs)	1.0	1.2	-16.7 %	57.0	66.4	-14.2 %	Shoulder Clod, Chuck	610.00	525.00	695.00
Live weight (lbs)	234	232	0.9 %							
Dressed weight (lbs)	135	135	0.0 %							
North East & North Central					Pennsylvania Calf Auction					
(Veal Carcass, Hot Basis – Paid to Producer (Hide off, 255-315 lbs))					Graded Holstein Bull Calves* November 26, 2020					
Special fed : milk fed, nature					\$ / 100 lbs					
\$US / 100 lbs			Weighted Average		Min	Max				
Non-Packer & Packers Owned			291.07		285.00	300.00				
							Number 1			
							Weight	Head	Min	Max
							- 89 lbs	27	60.00	110.00
							90 - 120 lbs	148	82.00	125.00
							+ 120 lbs	7	90.00	102.00
							Beef Cross	55	135.00	260.00
							Number 2			
							- 100 lbs	107	40.00	100.00
							+ 100 lbs	134	10.00	105.00
							Beef Cross	50	110.00	200.00
							Number 3			
							- 100 lbs	235	10.00	65.00
							+ 100 lbs	81	20.00	80.00
							Beef Cross	6	70.00	100.00
* Does not include all head sold										

Source : USDA