

Veal Supply at a Glance - Canada

For week ending August 8, 2020

Quebec Live Auction											
	2020				2019				Volume (YTD)		
	Number	Price (\$ / 100 lbs)			Number	Price (\$ / 100 lbs)			head		
	(head)	Average	Min	Max	(head)	Average	Min	Max	2020	2019	% chg
Dairy Calves											
Holstein Male											
Good 90 - 120 lbs	573	106.00	90.00	120.00	774	82.00	50.00	110.00	18 289	19 722	-7.3 %
Good 121 - 140 lbs	180	109.00	90.00	125.00	247	85.00	50.00	110.00	6 268	6 433	-2.6 %
Average 90 - 140 lbs	465	76.00	50.00	105.00	689	59.00	30.00	80.00	14 302	14 947	-4.3 %
Misc. - All weights	271	39.00	20.00	70.00	467	31.00	12.00	50.00	7 152	9 545	-25.1 %
Holstein Female											
Good 90 - 120 lbs	62	86.00	30.00	210.00	74	51.00	20.00	130.00	2 133	1 845	15.6 %
Other milk breeds (all weights)	32	65.00	20.00	100.00	59	49.00	20.00	150.00	912	860	6.0 %
Crossbreeds dairy-butcher (all weights)	297	183.00	100.00	290.00	650	190.00	70.00	330.00	7 260	12 075	-39.9 %
A2 Grain fed veal calves (hide off)	1 444	230.00	n/a	n/a	1 158	215.00	n/a	n/a	46 846	46 127	1.6 %
596 lbs live / 325-353 lbs hide off											

Ontario Live Auction											
	2020				2019				Volume (YTD)		
	Number	Price (\$ / 100 lbs)			Number	Price (\$ / 100 lbs)			head		
	(head)	Average	Min	Max	(head)	Average	Min	Max	2020	2019	% chg
+ 600 lbs	574	119.19	108.61	137.99	781	104.98	91.60	117.23	19 950	23 830	-16.3 %
451 - 600 lbs	32	98.44	81.28	115.05	47	86.80	75.18	106.03	1 418	1 601	-11.4 %
301 - 450 lbs	53	159.26	106.71	199.81	55	117.81	87.56	154.35	1 105	1 265	-12.6 %
126 - 300 lbs	142	116.66	81.59	196.81	117	80.20	52.15	169.03	3 783	4 078	-7.2 %
- 125 lbs	832	101.49	55.81	201.03	1 053	79.12	39.71	179.08	24 679	25 496	-3.2 %

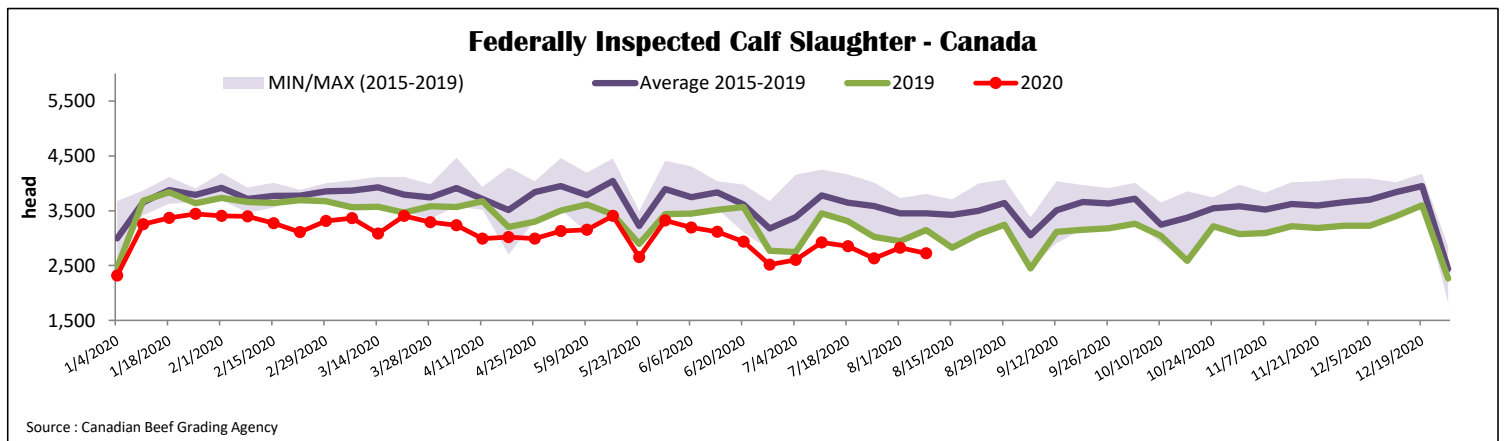
Source: Beef Farmers of Ontario

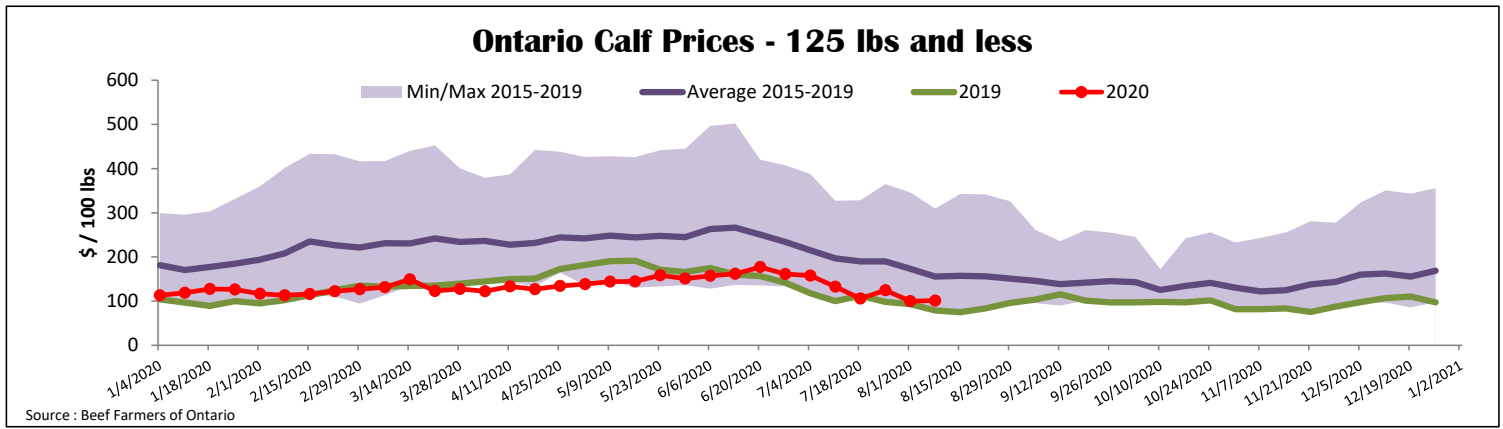
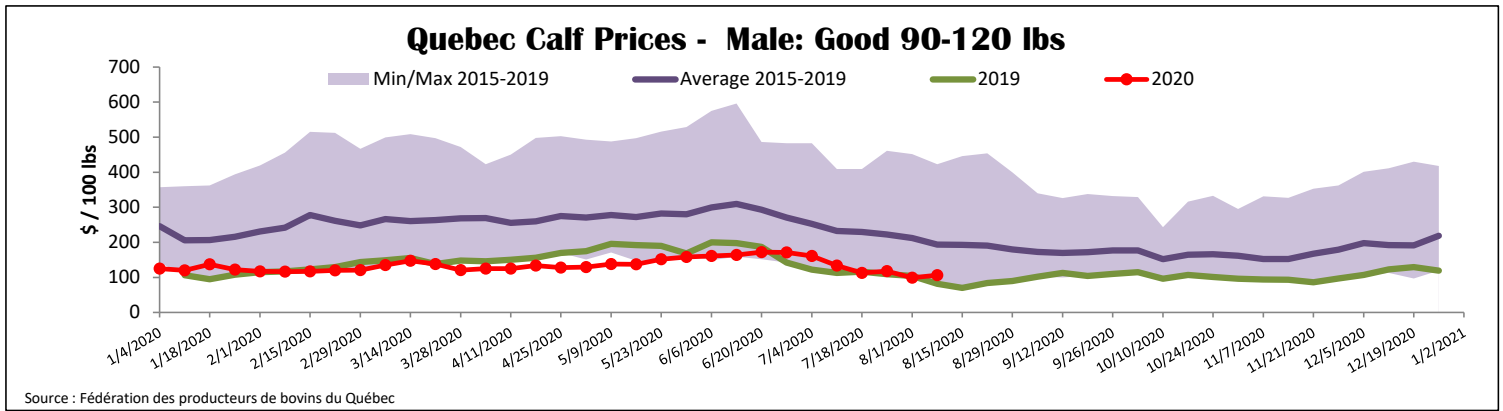
Federally Inspected Slaughter										
	Weekly			Year to date			Carcass Weight lbs (Jan.-June.)			
	2020	2019	% chg	2020	2019	% chg	2020	2019	% chg	
Quebec	2 723	2 995	-9.1 %	98 233	103 679	-5.3 %	345	338	2.0 %	
Rest of Canada	0	151	-	1	5 059	-99.98 %	449	365	22.8 %	
Canada	2 723	3 146	-13.4 %	98 234	108 738	-9.7 %	345	339	1.7 %	

Source: Canadian Beef Grading Agency / Source: Canadian Food Inspection Agency (CFIA)

Domestic Exports					Imports				
Total veal (tonnes)	Jan. 1 - June 30, 2020				Total veal (tonnes)	Jan. 1 - Aug. 8, 2020			
	2020	2019	% chg			2020	2019	% chg	
United States	956	1 319	-27.6 %		470	931	-49.5 %		
United Arab Emirates	46	126	-63.3 %		108	49	-		
Saint Pierre and Miquelon	5	6	-14.1 %		105	146	-28.5 %		
Others	0	5	-		EU-27				
Total	1 007	1 456	-30.9 %		Netherlands	155	215	-27.7 %	
					Others	84	1	-	
					EU-27 total	239	216	10.9 %	
					Others	0	23	-	
					Total	923	1 365	-32.4 %	

Source: Statistics Canada / Source: CFIA





United States

Week ending August 1, 2020

Federally Inspected Slaughter				Northeast and North Central U.S. Wholesale Price						
	Weekly			Year to date			July 2020 Wholesale Price			
	2020	2019	% chg	2020	2019	% chg	\$/100 lbs	Simple avg	Min	Max
Milk-fed or nature										
North East & North Central*	3 695	3 219	14.8 %	111 253	110 649	0.5 %	307 Rack, Ribeye	1 950.00	1 950.00	1 950.00
Other calves	4 989	8 286	-39.8 %	164 037	226 463	-27.6 %	332 Loin, Trimmed 4x4	610.00	525.00	695.00
Total	8 684	11 505	-24.5 %	275 290	337 112	-18.3 %	1336 Leg slice, Retail	900.00	825.00	975.00
Production							1312 Osso Buco, Foreshank	845.00	695.00	995.00
Calves (million lbs)	1.2	1.3	-7.7 %	37.6	42.6	-11.7 %	Shoulder Clod, Chuck	600.00	525.00	675.00
Live weight (lbs)	240	195	23.1 %							
Dressed weight (lbs)	140	112	25.0 %							

Source : USDA

North East & North Central					Pennsylvania Calf Auction					
(Veal Carcass, Hot Basis – Paid to Producer (Hide off, 255-315 lbs))					Graded Holstein Bull Calves* July 31, 2020					
					\$/ 100 lbs					
Special fed : milk fed, nature										
Non-Packer & Packers Owned										
\$US / 100 lbs			Weighted Average Price	Min	Max	Number 1	Weight	Head	Min	Max
			283.20	260.00	300.00		- 89 lbs	13	50.00	80.00
							90 - 120 lbs	134	65.00	145.00
							+ 120 lbs	7	92.50	102.50
							Beef Cross	37	120.00	230.00
						Number 2	- 100 lbs	75	40.00	115.00
							+ 100 lbs	74	40.00	110.00
						Number 3	- 100 lbs	177	10.00	70.00
							+ 100 lbs	42	10.00	85.00

* Does not include all head sold

Source : USDA