

### Veal Supply at a Glance - Canada

For week ending July 11, 2020

Quebec Live Auction											
	2020				2019				Volume (YTD)		
	Number (head)	Price (\$ / 100 lbs)			Number (head)	Price (\$ / 100 lbs)			head		
Dairy Calves		Average	Min	Max		Average	Min	Max	2020	2019	% chg
Holstein Male											
Good 90 -120 lbs	631	134.00	100.00	165.00	757	113.00	100.00	135.00	16 032	17 087	-6.2 %
Good 121 - 140 lbs	178	135.00	110.00	160.00	195	112.00	100.00	130.00	5 564	5 688	-2.2 %
Average 90 - 140 lbs	544	112.00	70.00	150.00	529	79.00	50.00	110.00	12 507	12 901	-3.1 %
Misc. - All weights	354	49.00	30.00	85.00	423	36.00	20.00	60.00	6 141	8 384	-26.8 %
Holstein Female											
Good 90 -120 lbs	78	122.00	30.00	230.00	64	79.00	30.00	150.00	1 848	1 553	19.0 %
Other milk breeds (all weights)	34	68.00	20.00	120.00	40	60.00	25.00	140.00	768	740	3.8 %
Crossbreeds dairy-butcher (all weights)	282	218.00	115.00	320.00	482	233.00	65.00	380.00	6 154	10 257	-40.0 %
A2 Grain fed veal calves (hide off)	1 677	227.00	n/a	n/a	1 382	215.00	n/a	n/a	41 379	41 045	0.8 %
596 lbs live / 325-353 lbs hide off											

Ontario Live Auction											
	2020				2019				Volume (YTD)		
	Number (head)	Price (\$ / 100 lbs)			Number (head)	Price (\$ / 100 lbs)			head		
		Average	Min	Max		Average	Min	Max	2020	2019	% chg
+ 600 lbs	602	120.81	108.11	138.49	820	85.49	75.77	95.50	17 222	20 924	-17.7 %
451 - 600 lbs	50	100.62	89.56	110.64	55	80.88	58.26	99.38	1 245	1 399	-11.0 %
301 - 450 lbs	30	123.62	85.73	179.03	23	110.43	76.89	132.32	961	1 144	-16.0 %
126 - 300 lbs	130	131.15	84.94	207.59	144	99.04	61.84	192.91	3 279	3 601	-8.9 %
- 125 lbs	966	132.51	81.87	249.93	1 037	99.91	51.58	269.69	21 207	21 325	-0.6 %

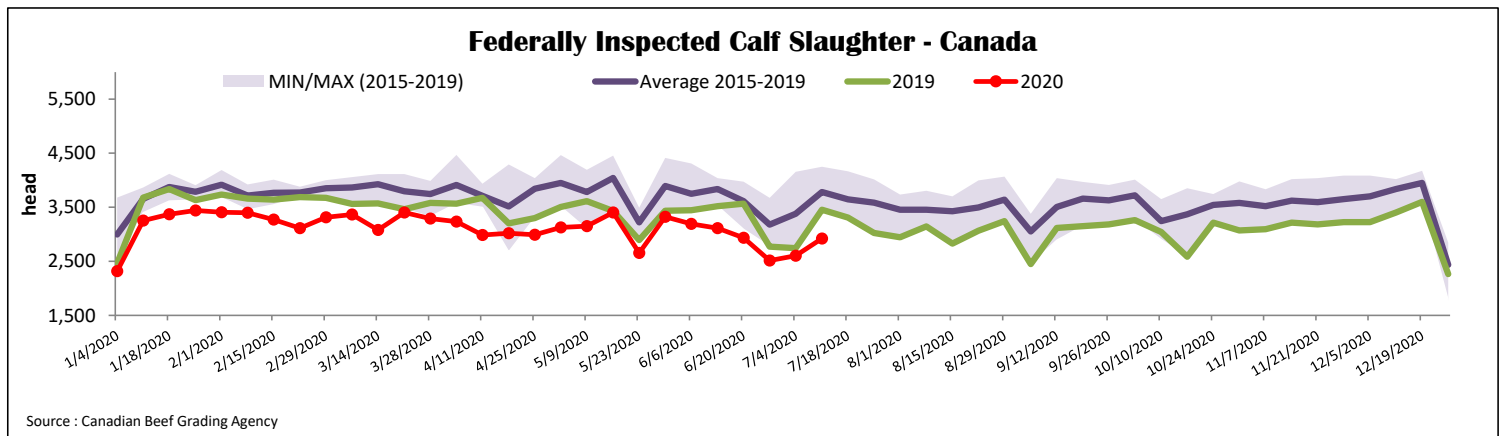
Source: Beef Farmers of Ontario

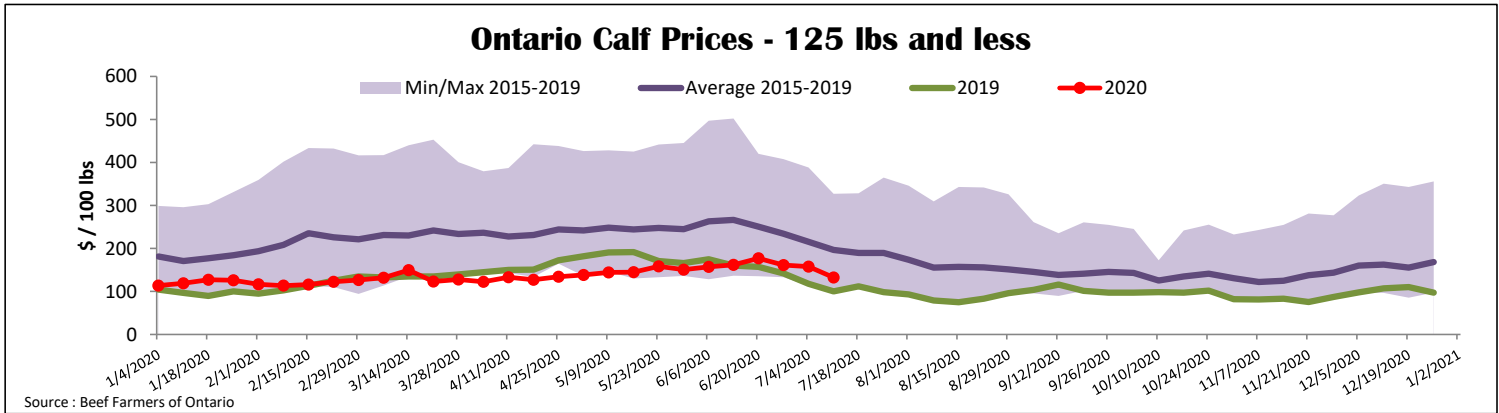
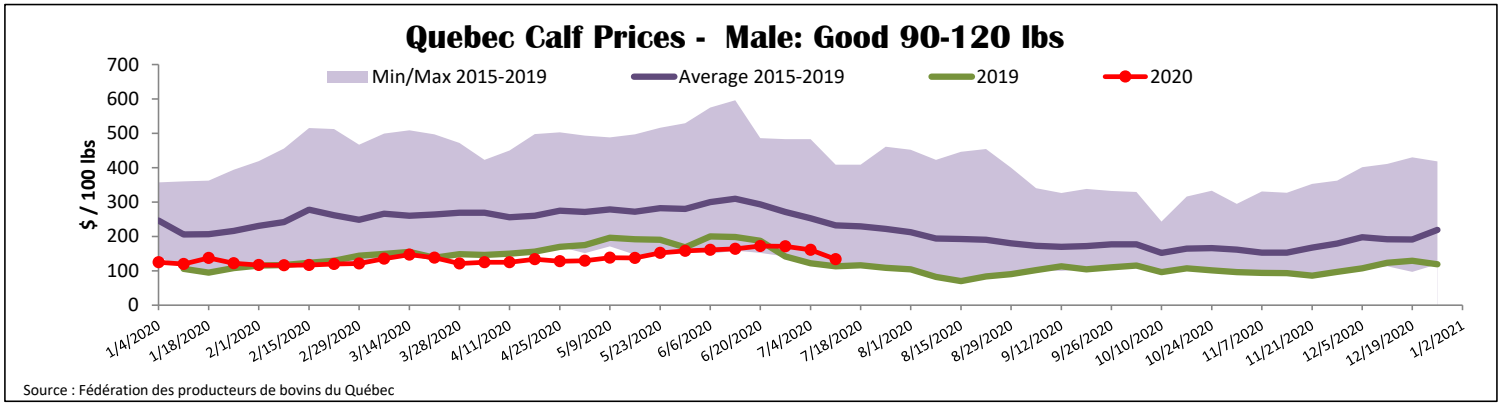
Federally Inspected Slaughter												
	2020			2019			Year to date			Carcass Weight lbs (Jan.-Apr.)		
		Weekly	% chg			% chg	2020	2019	% chg	2020	2019	% chg
Quebec	2 921	3 290	-11.2 %	87 199	91 893	-5.1 %	342	342	0.0 %			
Rest of Canada	0	164	-	1	4 422	-99.98 %	449	359	25.1 %			
<b>Canada</b>	<b>2 921</b>	<b>3 454</b>	<b>-15.4 %</b>	<b>87 200</b>	<b>96 315</b>	<b>-9.5 %</b>	<b>342</b>	<b>343</b>	<b>-0.3 %</b>			

Source: Canadian Beef Grading Agency / Source: Canadian Food Inspection Agency (CFIA)

Domestic Exports					Imports				
Total veal (tonnes)	Jan. 1 - May 31, 2020				Total veal (tonnes)	Jan. 1 - July 11, 2020			
	2020	2019	% chg			2020	2019	% chg	
United States	757	1 149	-34.1 %		United States	396	878	-55.0 %	
United Arab Emirates	40	115	-65.2 %		New Zealand	108	49	-	
Saint Pierre and Miquelon	5	5	2.1 %		Australia	105	132	-20.6 %	
Others	0	5	-		<b>EU-28</b>				
					Netherlands	151	209	-27.6 %	
					Others	27	1	-	
<b>Total</b>	<b>802</b>	<b>1 274</b>	<b>-37.0 %</b>		<b>EU-28 total</b>	<b>178</b>	<b>209</b>	<b>-15.0 %</b>	
					<b>Total</b>	<b>787</b>	<b>1 269</b>	<b>-38.0 %</b>	

Source: Statistics Canada / Source: CFIA





<b>United States</b>										
Week ending July 4, 2020										
<b>Federally Inspected Slaughter</b>					<b>Northeast and North Central U.S. Wholesale Price</b>					
Weekly			Year to date			June 2020 Wholesale Price				
Milk-fed or nature	<b>2020</b>	<b>2019</b>	% chg	<b>2020</b>	<b>2019</b>	% chg	\$/100 lbs	Simple avg	Min	Max
North East & North Central*	2 824	2 975	-5.1 %	96 493	96 557	-0.1 %	307 Rack, Ribeye	1 950.00	1 950.00	1 950.00
Other calves	4 913	7 520	-34.7 %	143 430	192 945	-25.7 %	332 Loin, Trimmed 4x4	610.00	525.00	695.00
<b>Total</b>	<b>7 737</b>	<b>10 495</b>	<b>-26.3 %</b>	<b>239 923</b>	<b>289 502</b>	<b>-17.1 %</b>	1336 Leg slice, Retail	900.00	825.00	975.00
Production							1312 Osso Buco, Fore Shank	695.00	995.00	845.00
Calves (million lbs)	1.0	1.2	-16.7 %	32.6	37.1	-12.1 %	Shoulder Clod, Chuck	600.00	525.00	675.00
Live weight (lbs)	230	208	10.6 %							
Dressed weight (lbs)	133	120	10.8 %							
North East & North Central					Pennsylvania Calf Auction					
(Veal Carcass, Hot Basis – Paid to Producer (Hide off, 255-315 lbs))					Graded Holstein Bull Calves					
Special fed : milk fed, nature					July 3, 2020					
\$US / 100 lbs	Weighted Average Price			Min	Max					
Non-Packer & Packers Owned*	283.05			260.00	300.00					
						\$/ 100 lbs				
						Number 1	Weight	Head	Min	Max
							- 89 lbs	19	70.00	110.00
							90 - 120 lbs	116	80.00	145.00
							+ 120 lbs	7	82.00	115.00
							Beef Cross	44	180.00	280.00
						Number 2				
							- 100 lbs	60	47.50	107.00
							+ 100 lbs	69	60.00	105.00
						Number 3				
							- 100 lbs	140	15.00	90.00
							+ 100 lbs	57	25.00	72.50
						* Does not include all head sold				
Source : USDA					Source : USDA					