

Veal Supply at a Glance - Canada

For week ending May 30, 2020

Quebec Live Auction											
	2020				2019				Volume (YTD)		
	Number (head)	Price (\$ / 100 lbs)			Number (head)	Price (\$ / 100 lbs)			head		
Dairy Calves											
Holstein Male		Average	Min	Max		Average	Min	Max	2020	2019	% chg
Good 90 -120 lbs	620	158.00	130.00	180.00	574	168.00	145.00	186.00	12 280	12 919	-4.9 %
Good 121 - 140 lbs	178	154.00	140.00	170.00	235	169.00	150.00	186.00	4 416	4 535	-2.6 %
Average 90 - 140 lbs	451	128.00	100.00	160.00	456	134.00	100.00	165.00	9 648	9 897	-2.5 %
Misc. - All weights	210	60.00	30.00	100.00	369	56.00	15.00	110.00	4 609	5 999	-23.2 %
Holstein Female											
Good 90 -120 lbs	40	109.00	40.00	195.00	60	119.00	60.00	160.00	1 372	1 152	19.1 %
Other milk breeds (all weights)	39	81.00	10.00	140.00	20	87.00	15.00	150.00	596	533	11.8 %
Crossbreeds dairy-butcher (all weights)	232	297.00	190.00	375.00	393	256.00	100.00	435.00	4 553	7 558	-39.8 %
A2 Grain fed veal calves (hide off)	1 410	222.00	n/a	n/a	1 438	215.00	n/a	n/a	32 868	32 188	2.1 %
596 lbs live / 325-353 lbs hide off											

Ontario Live Auction											
	2020				2019				Volume (YTD)		
	Number (head)	Price (\$ / 100 lbs)			Number (head)	Price (\$ / 100 lbs)			head		
+ 600 lbs	683	108.76	96.56	122.38	879	94.39	81.17	106.84	13 568	16 408	-17.3 %
451 - 600 lbs	62	126.11	111.53	148.86	79	93.99	78.64	116.59	1 034	1 116	-7.3 %
301 - 450 lbs	44	119.49	84.04	180.42	61	112.11	83.77	151.57	815	917	-11.1 %
126 - 300 lbs	139	140.13	93.82	240.91	157	142.52	92.82	267.94	2 523	2 866	-12.0 %
- 125 lbs	712	150.95	94.58	300.56	759	165.79	95.62	357.49	15 996	15 768	1.4 %

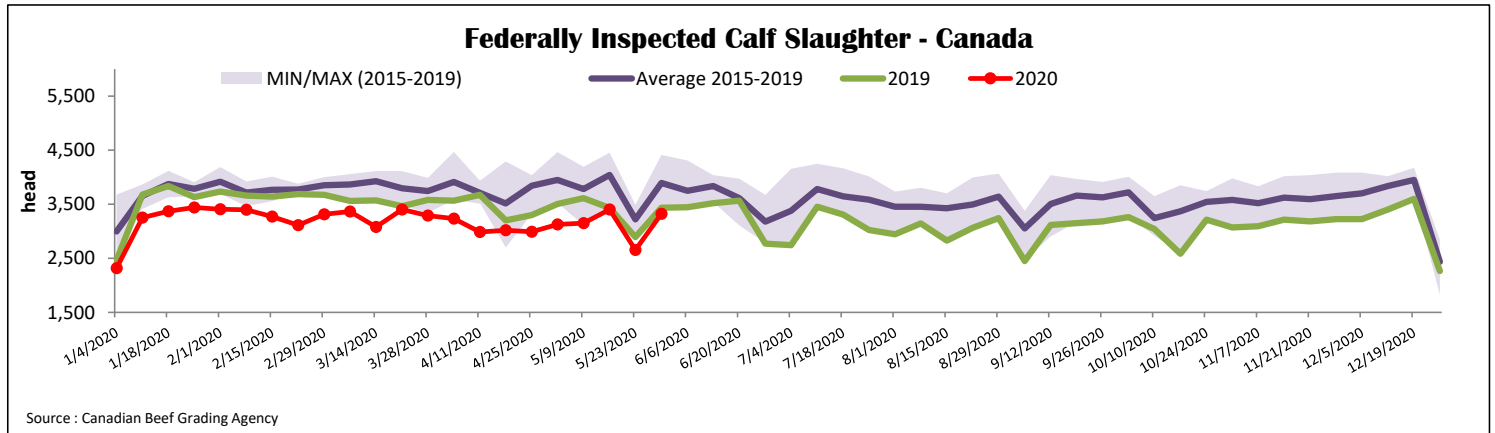
Source: Beef Farmers of Ontario

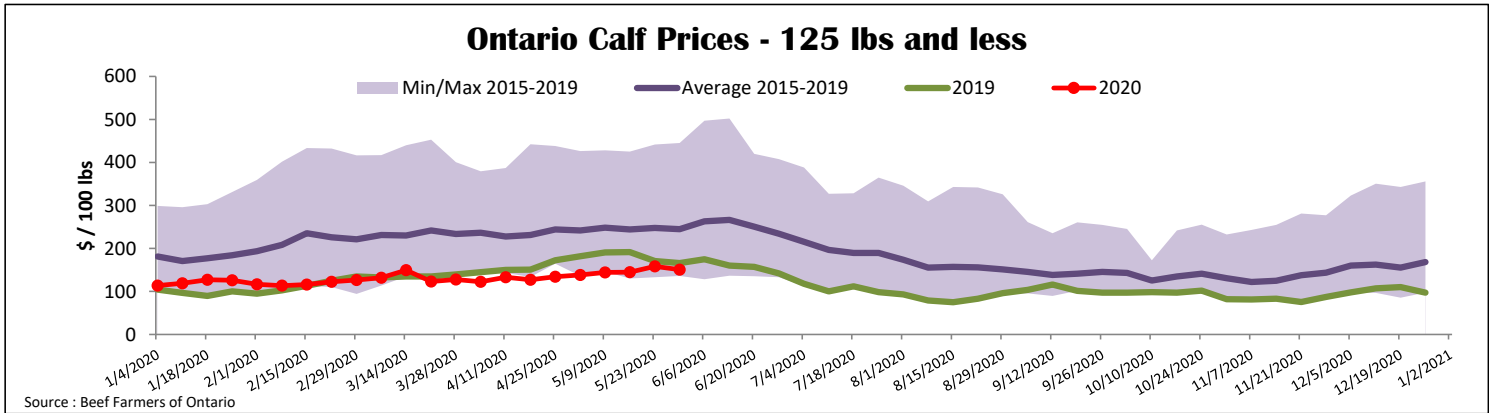
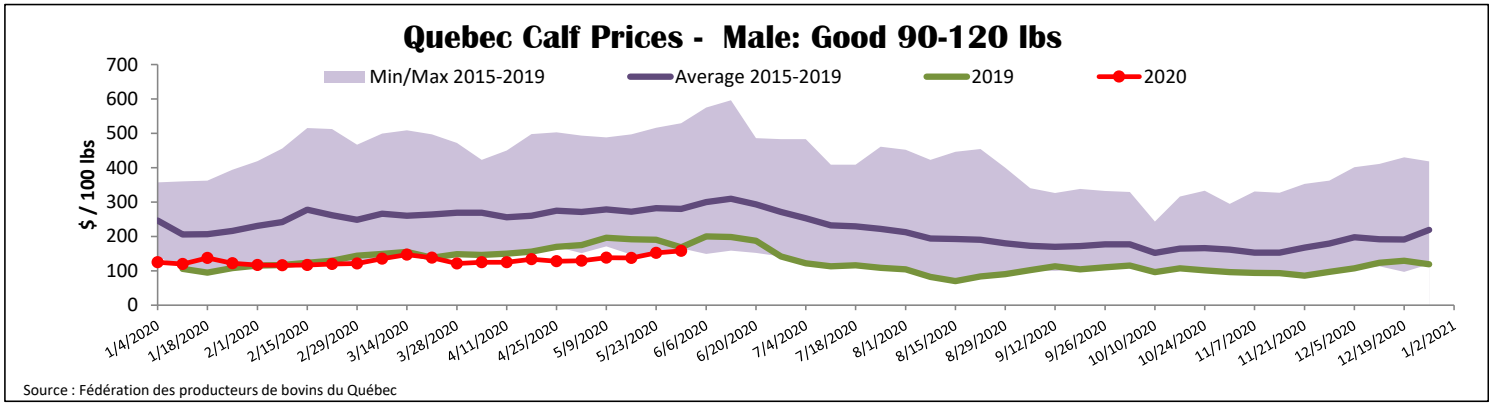
Federally Inspected Slaughter									
	2020			2019			Carcass Weight lbs (Jan.-Mar.)		
	Weekly	% chg		Weekly	% chg		2020	2019	% chg
Quebec	3 322	3 291	0.9 %	69 917	73 338	-4.7 %	340	341	-0.3 %
Rest of Canada	0	146	-	1	3 476	-99.97 %	N/A	358	-
Canada	3 322	3 437	-3.3 %	69 918	76 814	-9.0 %	337	339	-0.7 %

Source: Canadian Beef Grading Agency / Source: Canadian Food Inspection Agency (CFIA)

Domestic Exports					Imports				
	Jan. 1 - April 30, 2020					Jan. 1 - May 30, 2020			
	2020	2019	% chg			2020	2019	% chg	
Total veal (tonnes)					Total veal (tonnes)				
United States	561	940	-40.3 %		United States	327	766	-57.2 %	
United Arab Emirates	39	102	-62.1 %		New Zealand	108	49	-	
Saint Pierre and Miquelon	4	4	13.2 %		Australia	103	108	-4.2 %	
Others	0	5	-		EU-28				
Netherlands					Netherlands	125	147	-14.5 %	
Others					Others	27	0	-	
Total	604	1 051	-42.6 %		EU-28 total	152	147	3.7 %	
					Total	691	1 069	-35.4 %	

Source: Statistics Canada / Source: CFIA





United States											
Week ending May 23, 2020											
Federally Inspected Slaughter					Northeast and North Central U.S. Wholesale Price						
			Weekly						May 2020 Wholesale Price		
			Year to date								
Milk-fed or nature	2020	2019	% chg	2020	2019	% chg	\$/100 lbs	Simple avg	Min	Max	
North East & North Central*	3 578	3 671	-2.5 %	74 807	75 849	-1.4 %	307 Rack, Ribeye	1 950.00	1 950.00	1 950.00	
Other calves	3 394	6 264	-45.8 %	117 227	149 955	-21.8 %	332 Loin, Trimmed 4x4	610.00	525.00	695.00	
Total	6 972	9 935	-29.8 %	192 034	225 804	-15.0 %	1336 Leg slice, Retail	900.00	825.00	975.00	
Production							1312 Osso Buco, Foreshank	845.00	695.00	995.00	
Calves (million lbs)	1.1	1.4	-21.4 %	25.5	29.1	-12.4 %	Shoulder Clod, Chuck	600.00	525.00	675.00	
Live weight (lbs)	269	244	10.2 %								
Dressed weight (lbs)	157	143	9.8 %								
						Source : USDA					
						Source : USDA					
North East & North Central					Pennsylvania Calf Auction						
(Veal Carcass, Hot Basis – Paid to Producer (Hide off, 255-315 lbs))					Graded Holstein Bull Calves						
Special fed : milk fed, nature					May 22, 2020						
			Weighted Average Price		Min		\$/ 100 lbs				
			Min		Max						
\$US / 100 lbs			281.76	260.00	300.00		Number 1	- 89 lbs	18	65.00	105.00
Non-Packer & Packers Owned*								90 - 120 lbs	87	70.00	122.00
								+ 120 lbs	3	80.00	92.50
								Beef Cross	24	160.00	330.00
							Number 2	- 100 lbs	42	40.00	92.50
								+ 100 lbs	34	50.00	107.50
							Number 3	- 100 lbs	37	10.00	87.50
								+ 100 lbs	7	35.00	60.00
* Does not include all head sold											
						Source : USDA					
						Source : USDA					