

## Veal Supply at a Glance - Canada

For week ending June 20, 2020

Quebec Live Auction											
	2020				2019				Volume (YTD)		
	Number (head)	Price (\$ / 100 lbs)			Number (head)	Price (\$ / 100 lbs)			head		
Dairy Calves											
Holstein Male		Average	Min	Max		Average	Min	Max	2020	2019	% chg
Good 90 -120 lbs	713	172.00	150.00	195.00	684	187.00	160.00	205.00	14 284	15 087	-5.3 %
Good 121 - 140 lbs	218	170.00	150.00	185.00	227	184.00	155.00	205.00	5 028	5 142	-2.2 %
Average 90 - 140 lbs	452	148.00	120.00	180.00	524	154.00	110.00	190.00	10 990	11 430	-3.8 %
Misc. - All weights	228	72.00	30.00	135.00	406	63.00	20.00	125.00	5 319	7 082	-24.9 %
Holstein Female											
Good 90 -120 lbs	85	166.00	118.00	250.00	65	139.00	95.00	200.00	1 608	1 357	18.5 %
Other milk breeds (all weights)	27	104.00	30.00	175.00	42	69.00	9.00	130.00	688	634	8.5 %
Crossbreeds dairy-butcher (all weights)	237	374.00	220.00	500.00	443	265.00	70.00	430.00	5 349	8 881	-39.8 %
A2 Grain fed veal calves (hide off)	1 441	222.00	n/a	n/a	1 380	215.00	n/a	n/a	37 159	36 604	1.5 %
596 lbs live / 325-353 lbs hide off											

Ontario Live Auction											
	2020				2019				Volume (YTD)		
	Number (head)	Price (\$ / 100 lbs)			Number (head)	Price (\$ / 100 lbs)			head		
+ 600 lbs	656	116.42	106.35	129.09	760	93.04	80.29	105.38	15 306	18 700	-18.1 %
451 - 600 lbs	30	105.38	85.10	118.73	40	82.25	66.66	99.98	1 140	1 247	-8.6 %
301 - 450 lbs	20	132.59	101.65	157.05	43	114.27	71.90	160.47	884	1 066	-17.1 %
126 - 300 lbs	138	148.15	106.02	212.44	114	139.96	88.06	283.95	2 920	3 211	-9.1 %
- 125 lbs	811	177.08	114.93	351.17	913	156.95	102.62	240.83	18 434	18 366	0.4 %

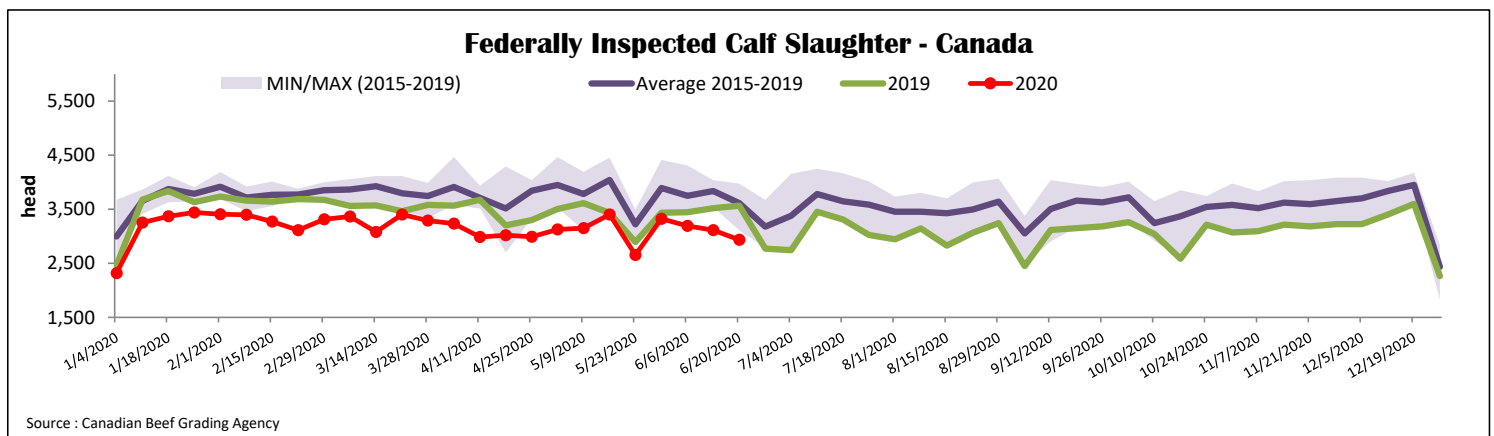
Source: Beef Farmers of Ontario

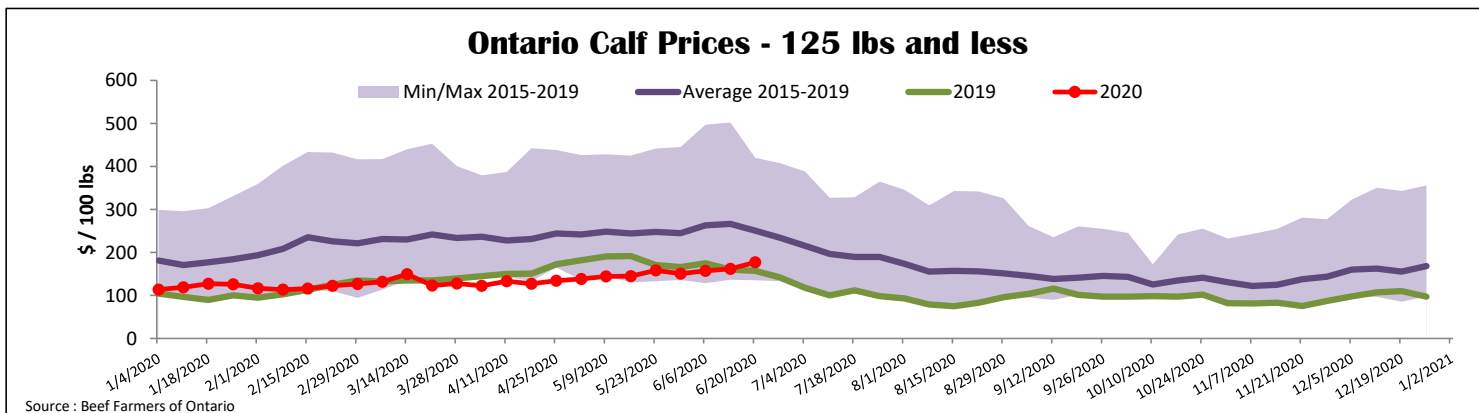
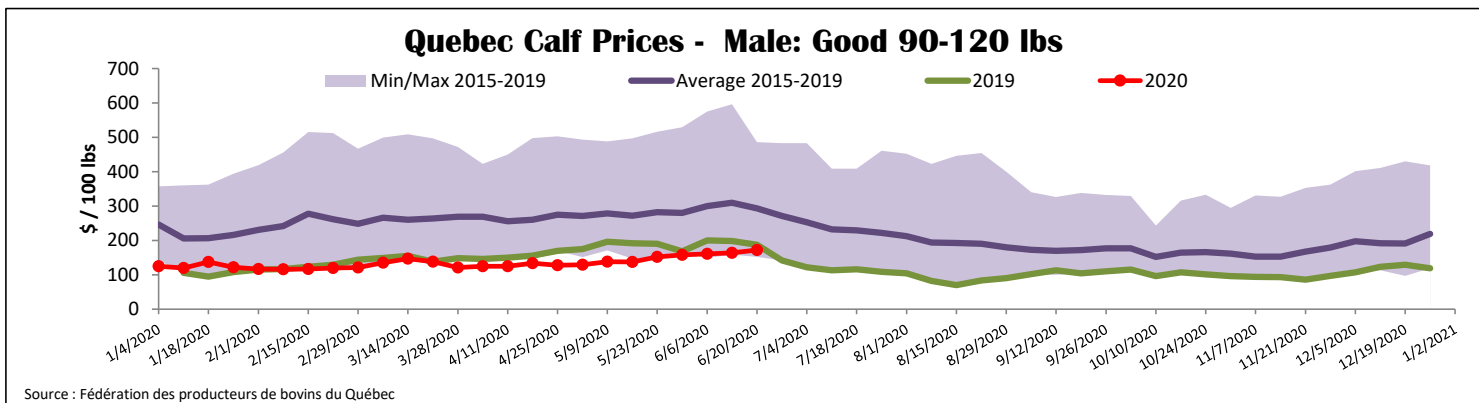
Federally Inspected Slaughter												
	2020			2019			Year to date			Carcass Weight lbs (Jan.-Apr.)		
		Weekly	% chg			% chg			% chg	2020	2019	% chg
Quebec	2 936	3 404	-13.7 %	79 160	83 388	-5.1 %	342	342	0.0 %			
Rest of Canada	0	164	-	1	3 958	-99.97 %	449	359	25.1 %			
<b>Canada</b>	<b>2 936</b>	<b>3 568</b>	<b>-17.7 %</b>	<b>79 161</b>	<b>87 346</b>	<b>-9.4 %</b>	<b>342</b>	<b>343</b>	<b>-0.3 %</b>			

Source: Canadian Beef Grading Agency / Source: Canadian Food Inspection Agency (CFIA)

Domestic Exports					Imports					
Total veal (tonnes)	Jan. 1 - April 30, 2020				Total veal (tonnes)	Jan. 1 - June 20, 2020				
	2020	2019	% chg			2020	2019	% chg		
United States	561	940	-40.3 %		381	843	-54.9 %			
United Arab Emirates	39	102	-62.1 %		108	49	-			
Saint Pierre and Miquelon	4	4	13.2 %		105	132	-20.6 %			
Others	0	5	-		EU-28					
					Netherlands	125	162	-22.5 %		
					Others	27	1	-		
<b>Total</b>	<b>604</b>	<b>1 051</b>	<b>-42.6 %</b>		<b>EU-28 total</b>	<b>152</b>	<b>162</b>	<b>-6.4 %</b>		
					<b>Total</b>	<b>746</b>	<b>1 187</b>	<b>-37.1 %</b>		

Source: Statistics Canada / Source: CFIA





<b>United States</b>											
Week ending June 13, 2020											
<b>Federally Inspected Slaughter</b>					<b>Northeast and North Central U.S. Wholesale Price</b>						
			Weekly		Year to date			May 2020 Wholesale Price			
	<b>2020</b>	<b>2019</b>	%	<b>2020</b>	<b>2019</b>	%	\$/100 lbs	Simple avg	Min	Max	
Milk-fed or nature											
North East & North Central*	3 425	3 572	-4.1 %	85 851	86 265	-0.5 %	307 Rack, Ribeye	1 950.00	1 950.00	1 950.00	
Other calves	4 557	7 097	-35.8 %	128 889	170 269	-24.3 %	332 Loin, Trimmed 4x4	610.00	525.00	695.00	
<b>Total</b>	<b>7 982</b>	<b>10 669</b>	<b>-25.2 %</b>	<b>214 740</b>	<b>256 534</b>	<b>-16.3 %</b>	1336 Leg slice, Retail	900.00	825.00	975.00	
Production							1312 Osso Buco, Foreshank	845.00	695.00	995.00	
Calves (million lbs)	1.2	1.4	-14.3 %	29.0	33.1	-12.4 %	Shoulder Clod, Chuck	600.00	525.00	675.00	
Live weight (lbs)	258	227	13.7 %								
Dressed weight (lbs)	150	132	13.6 %								
Source : USDA							Source : USDA				
<b>North East &amp; North Central</b>					<b>Pennsylvania Calf Auction</b>						
(Veal Carcass, Hot Basis – Paid to Producer (Hide off, 255-315 lbs))					Graded Holstein Bull Calves						
Special fed : milk fed, nature					June 12, 2020						
								\$/ 100 lbs			
								Min	Max		
\$/US / 100 lbs				Weighted Average Price	Min	Max	Number 1	- 89 lbs	44	100.00	125.00
								90 - 120 lbs	135	97.50	130.00
								+ 120 lbs	2	110.00	110.00
								Beef Cross	40	130.00	300.00
							Number 2	- 100 lbs	97	70.00	135.00
								+ 100 lbs	68	85.00	132.00
							Number 3	- 100 lbs	125	20.00	130.00
								+ 100 lbs	45	45.00	115.00
Non-Packer & Packers Owned*					284.42	260.00	300.00				
* Does not include all head sold											
Source : USDA							Source : USDA				