

Veal Supply at a Glance - Canada

For week ending June 13, 2020

Quebec Live Auction											
	2020				2019				Volume (YTD)		
	Number (head)	Price (\$ / 100 lbs)			Number (head)	Price (\$ / 100 lbs)			head		
Dairy Calves											
Holstein Male											
Good 90 -120 lbs	646	164.00	150.00	180.00	750	198.00	150.00	230.00	13 571	14 403	-5.8 %
Good 121 - 140 lbs	193	163.00	150.00	180.00	169	194.00	140.00	230.00	4 810	4 915	-2.1 %
Average 90 - 140 lbs	437	138.00	110.00	165.00	500	160.00	120.00	195.00	10 538	10 906	-3.4 %
Misc. - All weights	244	71.00	20.00	125.00	355	56.00	20.00	120.00	5 091	6 676	-23.7 %
Holstein Female											
Good 90 -120 lbs	65	133.00	100.00	200.00	64	128.00	55.00	210.00	1 523	1 292	17.9 %
Other milk breeds (all weights)	42	123.00	35.00	190.00	27	104.00	50.00	250.00	661	592	11.7 %
Crossbreeds dairy-butcher (all weights)	271	319.00	175.00	430.00	445	275.00	100.00	460.00	5 112	8 438	-39.4 %
A2 Grain fed veal calves (hide off)	1 564	222.00	n/a	n/a	1 496	215.00	n/a	n/a	35 718	35 224	1.4 %
596 lbs live / 325-353 lbs hide off											

Ontario Live Auction											
	2020				2019				Volume (YTD)		
	Number (head)	Price (\$ / 100 lbs)			Number (head)	Price (\$ / 100 lbs)			head		
+ 600 lbs	548	118.36	103.13	133.96	758	93.61	81.60	104.95	14 650	17 940	-18.3 %
451 - 600 lbs	23	104.65	98.13	113.65	39	77.80	63.08	94.26	1 110	1 207	-8.0 %
301 - 450 lbs	26	168.18	137.08	187.47	57	104.66	75.38	166.69	864	1 023	-15.5 %
126 - 300 lbs	138	165.94	118.70	244.09	128	154.74	110.42	245.43	2 782	3 097	-10.2 %
- 125 lbs	800	162.04	99.14	317.61	854	160.24	99.48	260.67	17 623	17 453	1.0 %

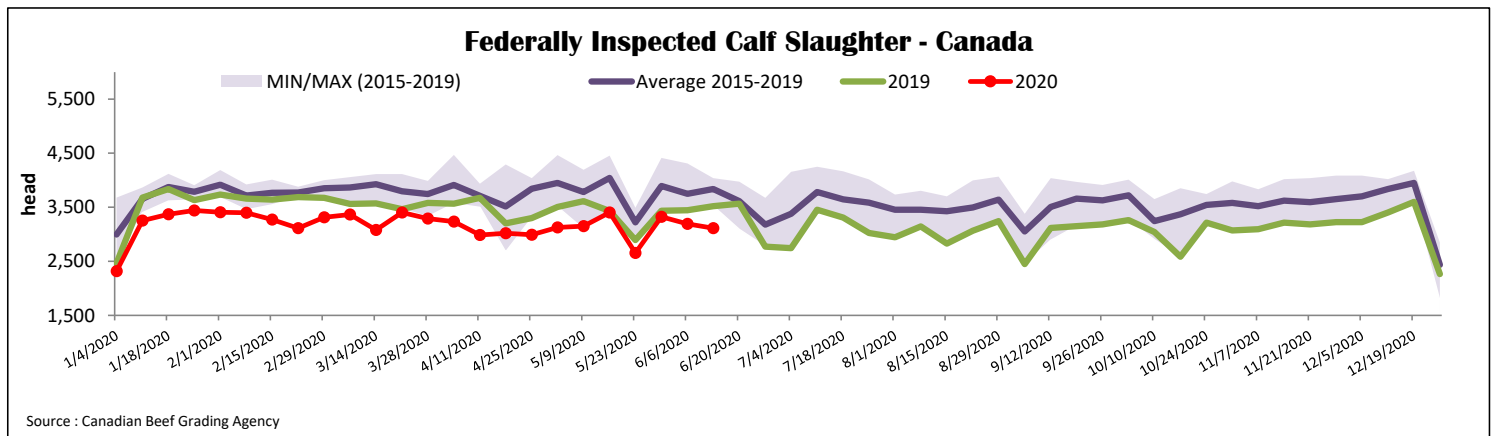
Source: Beef Farmers of Ontario

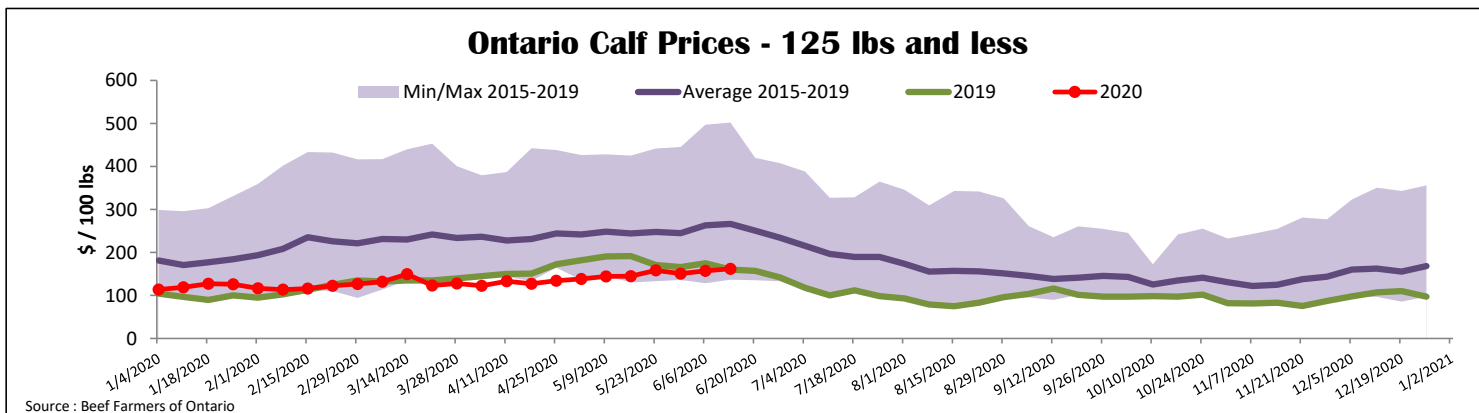
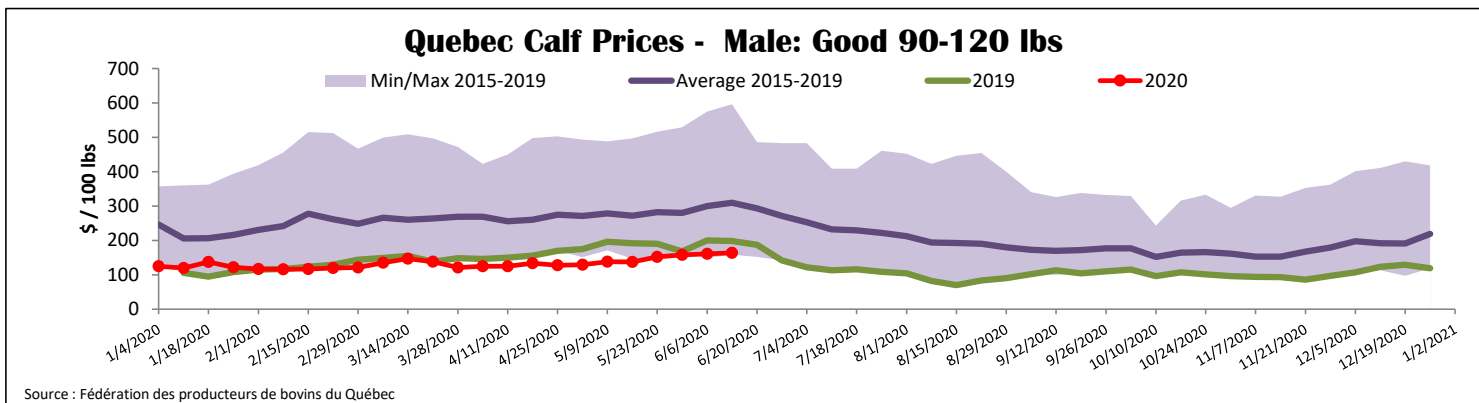
Federally Inspected Slaughter												
	2020			2019			Year to date			Carcass Weight lbs (Jan.-Mar.)		
		Weekly	% chg			% chg	2020	2019	% chg	2020	2019	% chg
Quebec	3 113	3 361	-7.4 %	76 224	79 984	-4.7 %	340	341	-0.3 %			
Rest of Canada	0	157	-	1	3 794	-99.97 %	N/A	358	-			
Canada	3 113	3 518	-11.5 %	76 225	83 778	-9.0 %	337	339	-0.7 %			

Source: Canadian Beef Grading Agency / Source: Canadian Food Inspection Agency (CFIA)

Domestic Exports					Imports					
Total veal (tonnes)	Jan. 1 - April 30, 2020				Total veal (tonnes)	Jan. 1 - June 13, 2020				
	2020	2019	% chg			2020	2019	% chg		
United States	561	940	-40.3 %		366	818	-55.3 %			
United Arab Emirates	39	102	-62.1 %		108	49	-			
Saint Pierre and Miquelon	4	4	13.2 %		105	108	-2.8 %			
Others	0	5	-		EU-28					
					Netherlands	125	158	-20.5 %		
					Others	27	0	-		
Total	604	1 051	-42.6 %		EU-28 total	152	158	-3.8 %		
					Total	731	1 133	-35.5 %		

Source: Statistics Canada / Source: CFIA





United States										
Week ending June 6, 2020										
Federally Inspected Slaughter					Northeast and North Central U.S. Wholesale Price					
			Weekly		Year to date			May 2020 Wholesale Price		
	2020	2019	%	2020	2019	%	\$/100 lbs	Simple avg	Min	Max
Milk-fed or nature										
North East & North Central*	4 016	3 875	3.6 %	82 426	82 693	-0.3 %	307 Rack, Ribeye	1 950.00	1 950.00	1 950.00
Other calves	3 552	6 618	-46.3 %	124 332	163 172	-23.8 %	332 Loin, Trimmed 4x4	610.00	525.00	695.00
Total	7 568	10 493	-27.9 %	206 758	245 865	-15.9 %	1336 Leg slice, Retail	900.00	825.00	975.00
Production							1312 Osso Buco, Foreshank	845.00	695.00	995.00
Calves (million lbs)	1.2	1.4	-14.3 %	27.8	31.7	-12.3 %	Shoulder Clod, Chuck	600.00	525.00	675.00
Live weight (lbs)	263	227	15.9 %							
Dressed weight (lbs)	154	132	16.7 %							
Source : USDA							Source : USDA			
North East & North Central					Pennsylvania Calf Auction					
(Veal Carcass, Hot Basis – Paid to Producer (Hide off, 255-315 lbs))					Graded Holstein Bull Calves					
Special fed : milk fed, nature					June 5, 2020					
								\$/ 100 lbs		
								Min	Max	
\$/US / 100 lbs				Weighted Average Price	Min	Max	Number 1	Weight	Head	
				280.97	260.00	300.00		- 89 lbs	29	
								90 - 120 lbs	107	
								+ 120 lbs	7	
								Beef Cross	8	
									170.00	
									270.00	
							Number 2	- 100 lbs	54	
								+ 100 lbs	70	
									42.00	
									70.00	
									115.00	
							Number 3	- 100 lbs	95	
								+ 100 lbs	39	
									20.00	
									45.00	
									87.00	
							* Does not include all head sold			
Source : USDA							Source : USDA			