

Veal Supply at a Glance - Canada

For week ending May 2, 2020

Quebec Live Auction											
	2020				2019				Volume (YTD)		
	Number (head)	Price (\$ / 100 lbs)			Number (head)	Price (\$ / 100 lbs)			head		
Dairy Calves		Average	Min	Max		Average	Min	Max	2020	2019	% chg
Holstein Male											
Good 90 -120 lbs	505	129.00	110.00	170.00	659	175.00	145.00	205.00	10 093	10 542	-4.3 %
Good 121 - 140 lbs	167	130.00	110.00	170.00	189	166.00	140.00	195.00	3 687	3 703	-0.4 %
Average 90 - 140 lbs	401	108.00	80.00	160.00	466	149.00	115.00	185.00	8 076	8 008	0.8 %
Misc. - All weights	184	56.00	30.00	90.00	243	77.00	30.00	135.00	3 879	4 692	-17.3 %
Holstein Female											
Good 90 -120 lbs	43	115.00	85.00	190.00	68	139.00	100.00	190.00	1 161	892	30.2 %
Other milk breeds (all weights)	16	94.00	50.00	140.00	37	98.00	20.00	145.00	498	427	16.6 %
Crossbreeds dairy-butcher (all weights)	161	228.00	135.00	290.00	347	289.00	150.00	500.00	3 767	6 030	-37.5 %
A2 Grain fed veal calves (hide off)	1 539	222.00	n/a	n/a	1 305	215.00	n/a	n/a	26 733	26 255	1.8 %
596 lbs live / 325-353 lbs hide off											

Ontario Live Auction											
	2020				2019				Volume (YTD)		
	Number (head)	Price (\$ / 100 lbs)			Number (head)	Price (\$ / 100 lbs)			head		
		Average	Min	Max		Average	Min	Max	2020	2019	% chg
+ 600 lbs	685	111.38	100.75	125.98	957	91.93	78.77	103.32	10 942	13 059	-16.2 %
451 - 600 lbs	69	129.19	118.83	138.39	70	91.92	69.52	108.32	836	844	-0.9 %
301 - 450 lbs	30	182.29	134.07	235.06	57	105.77	70.65	144.38	659	680	-3.1 %
126 - 300 lbs	108	128.47	93.62	205.37	148	142.16	100.11	271.97	2 027	2 365	-14.3 %
- 125 lbs	513	138.67	81.05	262.39	776	182.10	121.01	350.99	13 316	12 697	4.9 %

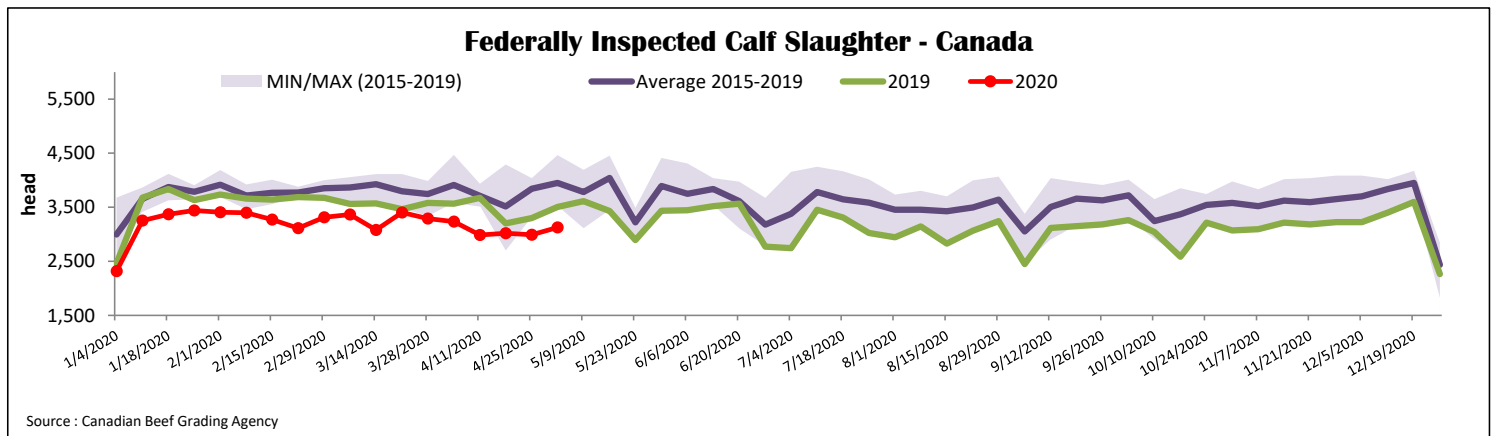
Source: Beef Farmers of Ontario

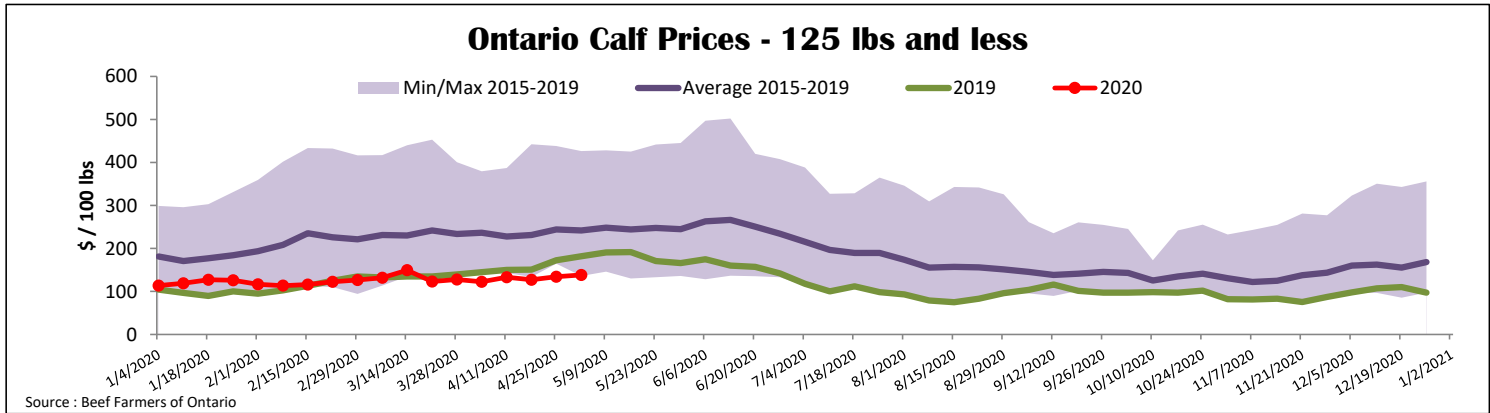
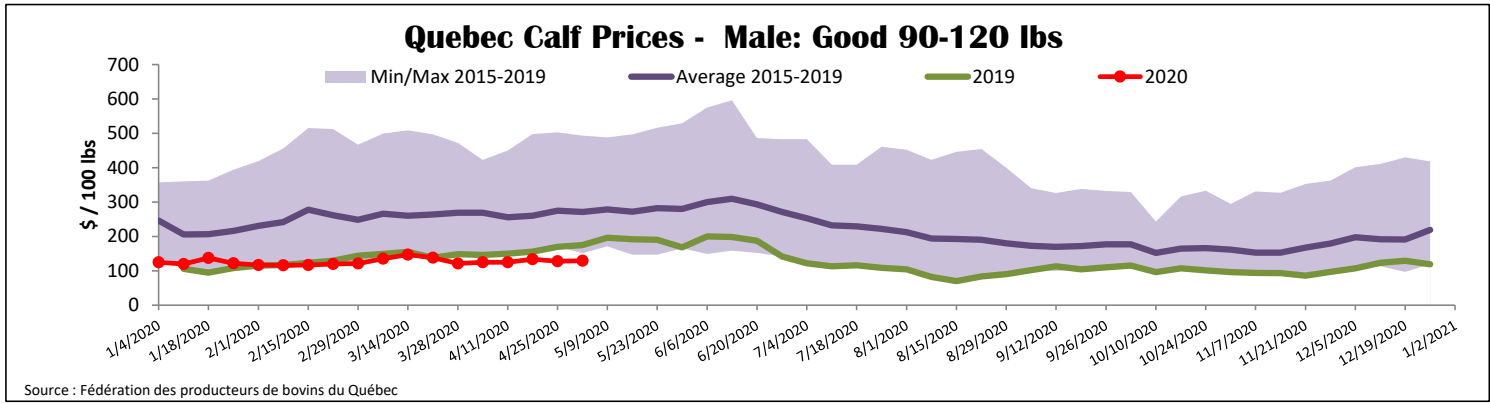
Federally Inspected Slaughter									
	2020			2019			Carcass Weight lbs (Jan.-Mar.)		
	Weekly	% chg		Year to date	% chg		2020	2019	% chg
Quebec	3 127	3 368	-7.2 %	57 383	60 505	-5.2 %	340	341	-0.3 %
Rest of Canada	0	136	-	1	2 932	-99.97 %	N/A	358	-
Canada	3 127	3 504	-10.8 %	57 384	63 437	-9.5 %	337	339	-0.7 %

Source: Canadian Beef Grading Agency / Source: Canadian Food Inspection Agency (CFIA)

Domestic Exports					Imports				
Total veal (tonnes)	Jan. 1 - March 31, 2020				Total veal (tonnes)	Jan. 1 - May 2, 2020			
	2020	2019	% chg			2020	2019	% chg	
United States	426	726	-41.2 %		United States	301	728	-58.7 %	
United Arab Emirates	39	93	-58.3 %		New Zealand	108	49	120.3 %	
Saint Pierre and Miquelon	3	3	21.7 %		Australia	103	108	-4.2 %	
Others	0	5	-		EU-28				
Total	468	826	-43.3 %		Netherlands	75	127	-40.8 %	
					Others	27	0	-	
					EU-28 total	102	127	-19.8 %	
					Total	615	1 012	-39.3 %	

Source: Statistics Canada / Source: CFIA





United States										
Week ending April 25, 2020										
Federally Inspected Slaughter					Northeast and North Central U.S. Wholesale Price					
Weekly			Year to date			March 2020 Wholesale Price				
Milk-fed or nature	2020	2019	% chg	2020	2019	% chg	\$/100 lbs	Simple avg	Min	Max
North East & North Central*	3 297	3 354	-1.7 %	60 005	61 102	-1.8 %	307 Rack, Ribeye	1 950.00	1 950.00	1 950.00
Other calves	4 197	5 735	-26.8 %	102 743	124 817	-17.7 %	332 Loin, Trimmed 4x4	610.00	525.00	695.00
Total	7 494	9 089	-17.5 %	162 748	185 919	-12.5 %	1336 Leg slice, Retail	900.00	825.00	975.00
Production							1312 Osso Buco, Foreshank	845.00	695.00	995.00
Calves (million lbs)	1.1	1.2	-8.3 %	20.8	23.6	-11.9 %	Shoulder Clod, Chuck	600.00	525.00	675.00
Live weight (lbs)	257	234	9.8 %							
Dressed weight (lbs)	149	137	8.8 %							
North East & North Central					Pennsylvania Calf Auction					
(Veal Carcass, Hot Basis – Paid to Producer (Hide off, 255-315 lbs))					Graded Holstein Bull Calves					
Special fed : milk fed, nature					April 24, 2020					
\$US / 100 lbs	Weighted Average Price		Min	Max		\$/ 100 lbs				
Non-Packer & Packers Owned*	285.17		250.00	312.00		Number 1	Weight	Head	Min	Max
							- 89 lbs	18	75.00	117.50
							90 - 120 lbs	59	70.00	120.00
							+ 120 lbs	8	85.00	105.00
							Beef Cross	20	160.00	375.00
						Number 2	- 100 lbs	43	50.00	117.50
							+ 100 lbs	36	70.00	105.00
						Number 3	- 100 lbs	21	15.00	100.00
							+ 100 lbs	3	50.00	65.00
					* Does not include all head sold					
Source : USDA					Source : USDA					