

Veal Supply at a Glance - Canada

For week ending April 25, 2020

Quebec Live Auction											
	2020				2019				Volume (YTD)		
	Number (head)	Price (\$ / 100 lbs)			Number (head)	Price (\$ / 100 lbs)			head		
Dairy Calves											
Holstein Male		Average	Min	Max		Average	Min	Max	2020	2019	% chg
Good 90 -120 lbs	442	128.00	110.00	140.00	402	170.00	140.00	190.00	9 588	9 883	-3.0 %
Good 121 - 140 lbs	188	130.00	115.00	145.00	116	162.00	140.00	180.00	3 520	3 514	0.2 %
Average 90 - 140 lbs	386	106.00	80.00	140.00	254	138.00	75.00	165.00	7 675	7 542	1.8 %
Misc. - All weights	189	53.00	30.00	80.00	174	67.00	30.00	125.00	3 695	4 449	-16.9 %
Holstein Female											
Good 90 -120 lbs	47	100.00	60.00	150.00	42	133.00	120.00	165.00	1 118	824	35.7 %
Other milk breeds (all weights)	25	88.00	58.00	115.00	8	89.00	30.00	130.00	482	390	23.6 %
Crossbreeds dairy-butcher (all weights)	173	250.00	140.00	345.00	188	235.00	100.00	330.00	3 606	5 683	-36.5 %
A2 Grain fed veal calves (hide off)	1 572	222.00	n/a	n/a	1 629	215.00	n/a	n/a	25 194	24 950	1.0 %
596 lbs live / 325-353 lbs hide off											

Ontario Live Auction											
	2020				2019				Volume (YTD)		
	Number (head)	Price (\$ / 100 lbs)			Number (head)	Price (\$ / 100 lbs)			head		
+ 600 lbs	750	121.82	107.98	133.00	737	93.27	77.66	105.19	10 257	12 102	-15.2 %
451 - 600 lbs	45	132.80	116.71	149.03	44	87.74	78.95	98.64	767	774	-0.9 %
301 - 450 lbs	28	157.40	109.07	197.82	34	116.43	93.47	135.50	629	623	1.0 %
126 - 300 lbs	71	126.93	96.80	214.29	132	130.81	97.95	199.21	1 919	2 217	-13.4 %
- 125 lbs	635	134.28	83.48	278.89	683	172.78	108.69	343.84	12 803	11 921	7.4 %

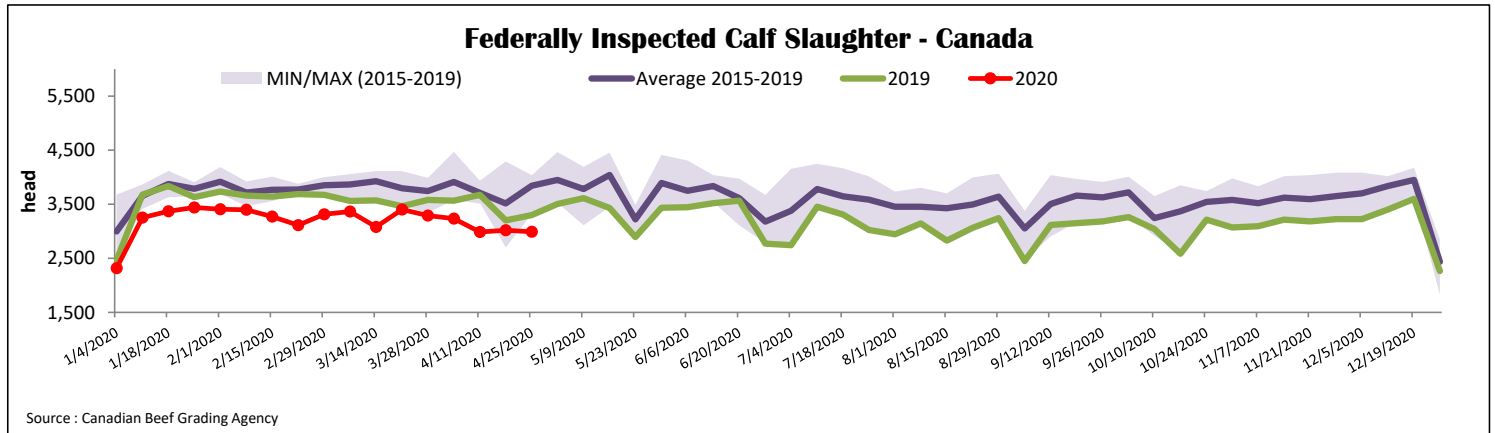
Source: Beef Farmers of Ontario

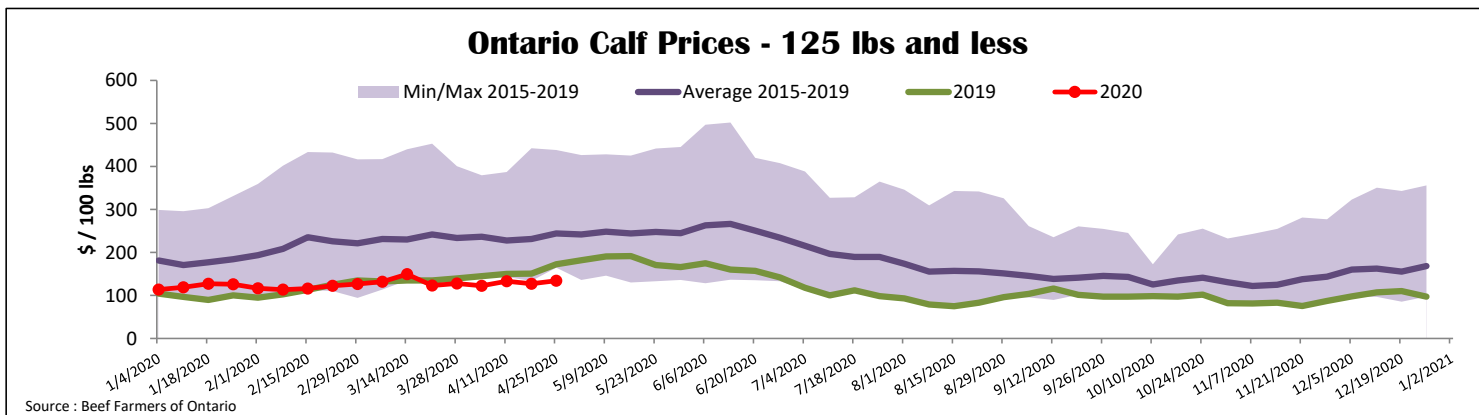
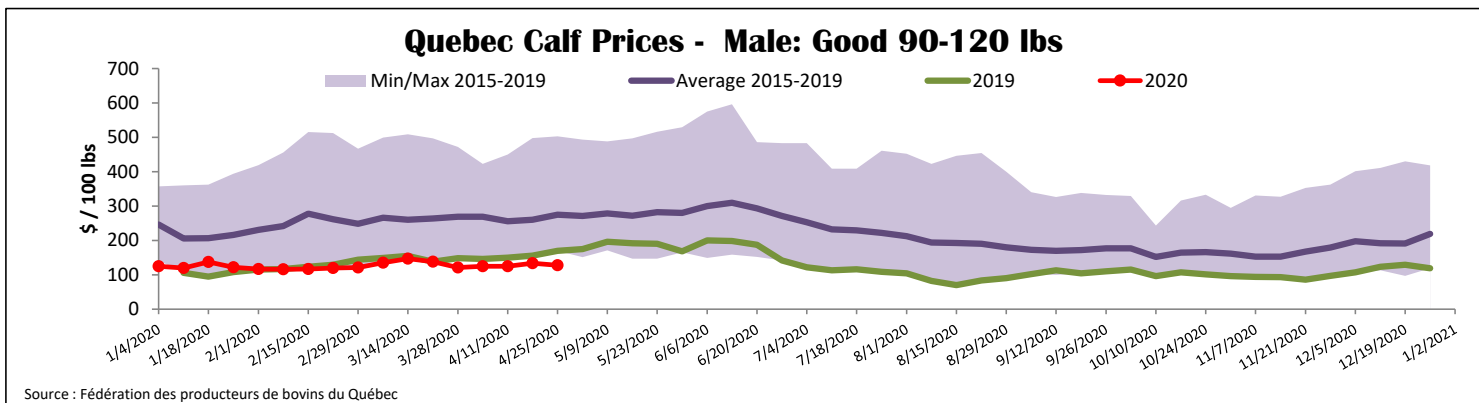
Federally Inspected Slaughter									
	2020			2019			Carcass Weight lbs (Jan.-Mar.)		
	Weekly	% chg		Weekly	% chg		2020	2019	% chg
Quebec	2 993	3 158	-5.2 %	54 256	57 137	-5.0 %	340	341	-0.3 %
Rest of Canada	0	142	-	1	2 796	-99.96 %	N/A	358	-
Canada	2 993	3 300	-9.3 %	54 257	59 933	-9.5 %	337	339	-0.7 %

Source: Canadian Beef Grading Agency / Source: Canadian Food Inspection Agency (CFIA)

Domestic Exports					Imports				
	Jan. 1 - Feb. 29, 2020					Jan. 1 - April 25, 2020			
	2020	2019	% chg			2020	2019	% chg	
Total veal (tonnes)					Total veal (tonnes)				
United States	267	510	-47.7 %		United States	283	725	-61.0 %	
United Arab Emirates	32	77	-59.0 %		New Zealand	108	49	120.3 %	
Saint Pierre and Miquelon	2	1	20.9 %		Australia	87	108	-19.1 %	
Others	0	0	-		EU-28				
Netherlands					Netherlands	75	114	-34.1 %	
Others					Others	27	0	-	
Total	300	589	-49.0 %		EU-28 total	102	114	-10.7 %	
					Total	580	996	-41.8 %	

Source: Statistics Canada / Source: CFIA





United States										
Week ending April 18, 2020										
Federally Inspected Slaughter					Northeast and North Central U.S. Wholesale Price					
	Weekly			Year to date			March 2020 Wholesale Price			
	2020	2019	% chg	2020	2019	% chg	\$/100 lbs	Simple avg	Min	Max
Milk-fed or nature	2 936	3 678	-20.2 %	56 708	57 748	-1.8 %	307 Rack, Ribeye	1 950.00	1 950.00	1 950.00
North East & North Central*	4 475	5 980	-25.2 %	98 546	119 082	-17.2 %	332 Loin, Trimmed 4x4	610.00	525.00	695.00
Other calves	7 411	9 658	-23.3 %	155 254	176 830	-12.2 %	1336 Leg slice, Retail	900.00	825.00	975.00
Total							1312 Oso Buco, Foreshank	845.00	695.00	995.00
Production							Shoulder Clod, Chuck	600.00	525.00	675.00
Calves (million lbs)	1.0	1.4	-28.6 %	19.7	22.4	-12.1 %				
Live weight (lbs)	245	243	0.8 %							
Dressed weight (lbs)	141	142	-0.7 %							
Source : USDA							Source : USDA			
*Was not published this week due to confidentiality of data							Pennsylvania Calf Auction			
(Veal Carcass, Hot Basis – Paid to Producer (Hide off, 255-315 lbs))							Graded Holstein Bull Calves			
Special fed : milk fed, nature							April 17, 2020			
							\$/ 100 lbs			
							Weight	Head	Min	Max
\$/US / 100 lbs			Weighted Average Price	Min	Max	Number 1	- 89 lbs	16	50.00	85.00
							90 - 120 lbs	51	70.00	110.00
Non-Packer & Packers Owned*			287.64	200.00	312.00		+ 120 lbs	1	105.00	105.00
							Beef Cross	11	170.00	230.00
						Number 2	- 100 lbs	27	35.00	95.00
							+ 100 lbs	10	50.00	90.00
						Number 3	- 100 lbs	18	10.00	90.00
							+ 100 lbs	6	20.00	55.00
Source : USDA							* Does not include all head sold			
Source : USDA							Source : USDA			