

### Veal Supply at a Glance - Canada

For week ending April 4, 2020

Quebec Live Auction											
	2020				2019				Volume (YTD)		
	Number	Price (\$ / 100 lbs)			Number	Price (\$ / 100 lbs)			head		
Dairy Calves	(head)	Average	Min	Max	(head)	Average	Min	Max	2020	2019	% chg
Holstein Male											
Good 90 -120 lbs	529	125.00	110.00	150.00	728	146.00	120.00	165.00	8 244	8 271	-0.3 %
Good 121 - 140 lbs	169	127.00	110.00	150.00	235	145.00	130.00	165.00	3 015	2 991	0.8 %
Average 90 - 140 lbs	385	99.00	65.00	135.00	357	114.00	80.00	145.00	6 624	6 381	3.8 %
Misc. - All weights	196	47.00	20.00	80.00	256	44.00	20.00	85.00	3 209	3 759	-14.6 %
Holstein Female											
Good 90 -120 lbs	41	86.00	40.00	145.00	77	117.00	80.00	160.00	973	663	46.8 %
Other milk breeds (all weights)	27	62.00	3.00	100.00	16	76.00	20.00	120.00	415	330	25.8 %
Crossbreeds dairy-butcher (all weights)	197	195.00	100.00	320.00	384	240.00	120.00	400.00	3 124	4 832	-35.3 %
A2 Grain fed veal calves (hide off)	1 678	230.00	n/a	n/a	1 641	215.00	n/a	n/a	20 694	20 508	0.9 %
596 lbs live / 325-353 lbs hide off											

Ontario Live Auction											
	2020				2019				Volume (YTD)		
	Number	Price (\$ / 100 lbs)			Number	Price (\$ / 100 lbs)			head		
	(head)	Average	Min	Max	(head)	Average	Min	Max	2020	2019	% chg
+ 600 lbs	650	100.99	85.54	115.32	851	82.40	68.67	97.66	8 510	10 086	-15.6 %
451 - 600 lbs	53	92.01	75.86	108.42	63	68.55	53.08	82.49	681	655	4.0 %
301 - 450 lbs	26	106.41	95.86	127.44	29	107.60	85.00	137.67	546	498	9.6 %
126 - 300 lbs	86	103.86	78.16	158.95	120	134.10	86.01	259.11	1 697	1 867	-9.1 %
- 125 lbs	776	122.67	74.96	279.55	810	144.60	91.53	276.41	11 032	9 897	11.5 %

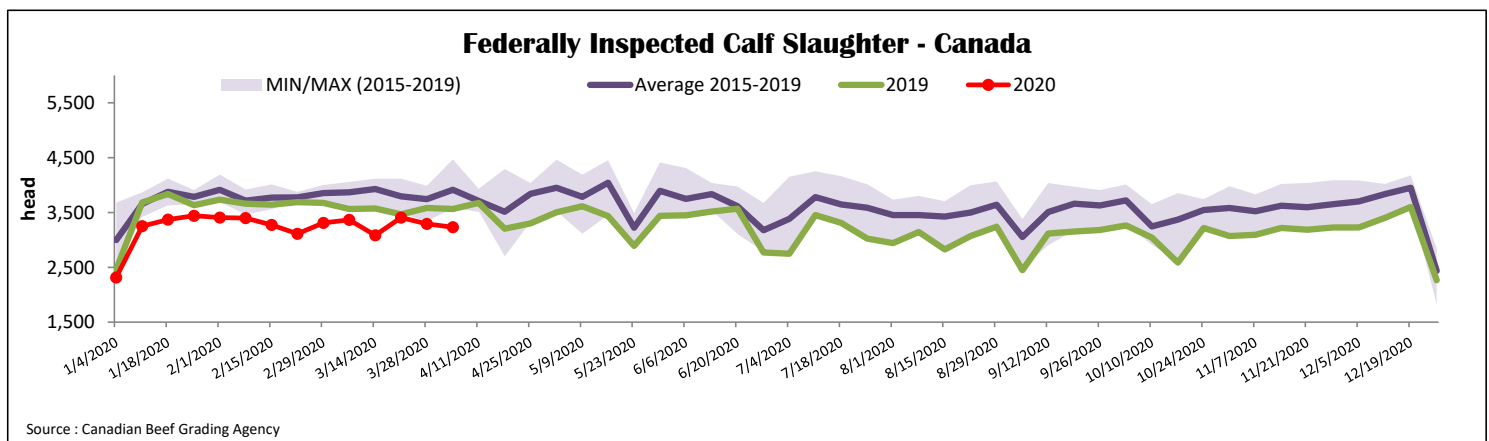
Source: Beef Farmers of Ontario

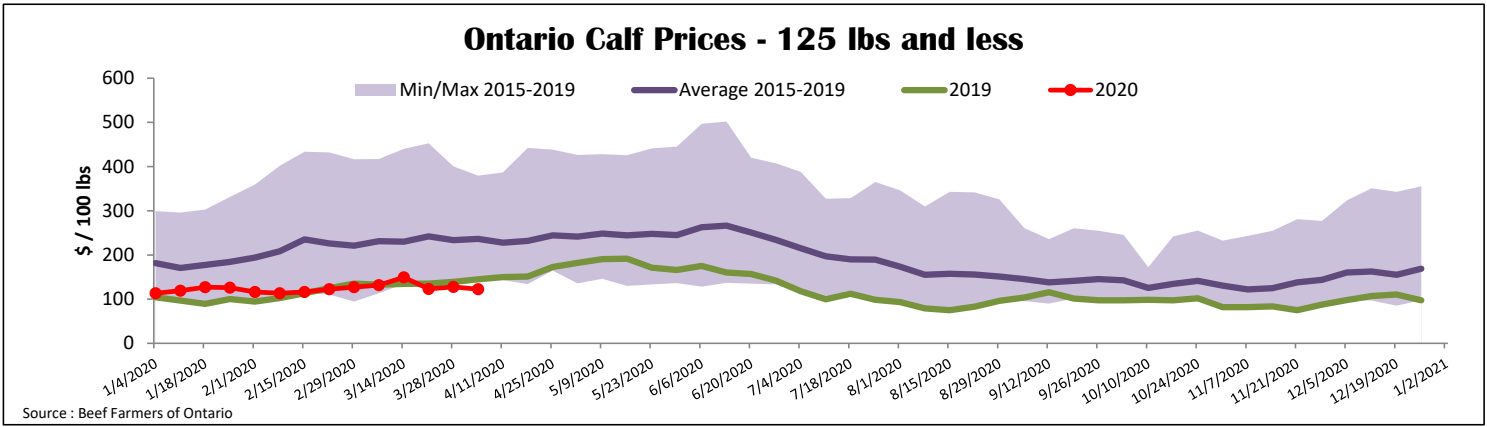
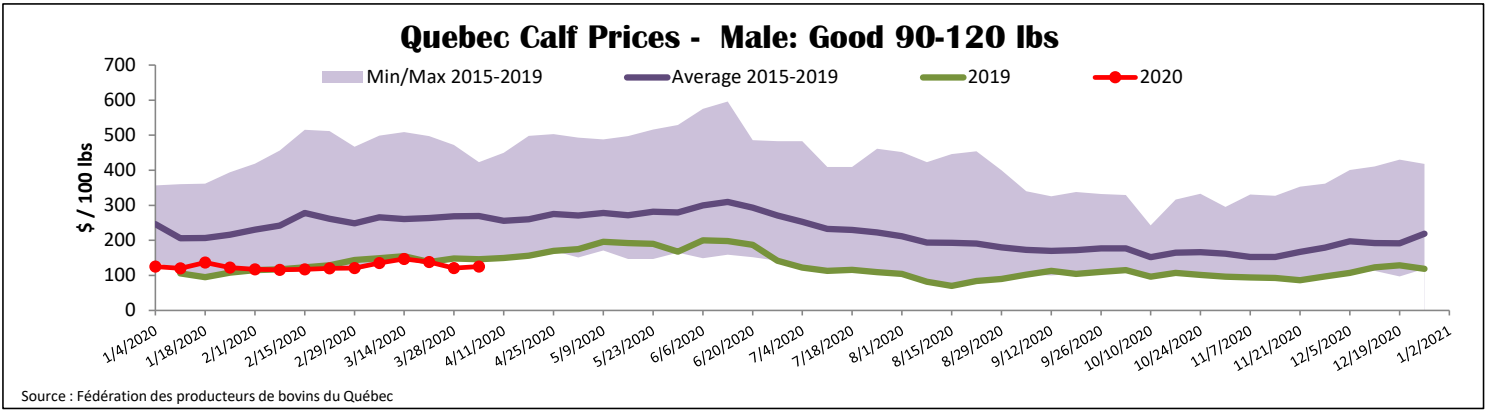
Federally Inspected Slaughter									
	Weekly			Year to date			Carcass Weight lbs (Jan.-Feb.)		
	2020	2019	% chg	2020	2019	% chg	2020	2019	% chg
Quebec	3 233	3 418	-5.4 %	45 255	47 498	-4.7 %	337	338	-0.4 %
Rest of Canada	0	147	-	0	2 257	-	N/A	357	-
<b>Canada</b>	<b>3 233</b>	<b>3 565</b>	<b>-9.3 %</b>	<b>45 255</b>	<b>49 755</b>	<b>-9.0 %</b>	<b>337</b>	<b>339</b>	<b>-0.7 %</b>

Source: Canadian Beef Grading Agency

Domestic Exports					Imports				
	Jan. 1 - Feb. 29, 2020					Jan. 1 - April 4, 2020			
	2020	2019	% chg			2020	2019	% chg	
Total veal (tonnes)					Total veal (tonnes)				
United States	267	510	-47.7 %		United States	279	651	-57.1 %	
United Arab Emirates	32	77	-59.0 %		New Zealand	108	49	120.3 %	
Saint Pierre and Miquelon	2	1	20.9 %		Australia	80	104	-23.7 %	
Others	0	0	-		Netherlands	75	84	-11.5 %	
<b>Total</b>	<b>300</b>	<b>589</b>	<b>-49.0 %</b>		<b>Total</b>	<b>569</b>	<b>888</b>	<b>-36.0 %</b>	
					<b>EU-28 (Veal total)</b>	101	84	120.3 %	

Source: Statistics Canada





## United States

Week ending March 28, 2020

Federally Inspected Slaughter				Northeast and North Central U.S. Wholesale Price						
Weekly			Year to date			February 2020 Wholesale Price				
Milk-fed or nature	<b>2020</b>	<b>2019</b>	% chg	<b>2020</b>	<b>2019</b>	% chg	\$/100 lbs	Simple avg	Min	Max
North East & North Central	3 985	3 110	28.1 %	50 828	46 621	9.0 %	307 Rack, Ribeye	1 950.00	1 950.00	1 950.00
Other calves	4 959	6 926	-28.4 %	81 713	101 071	-19.2 %	332 Loin, Trimmed 4x4	610.00	525.00	695.00
<b>Total</b>	<b>8 944</b>	<b>10 036</b>	<b>-10.9 %</b>	<b>132 541</b>	<b>147 692</b>	<b>-10.3 %</b>	1336 Leg slice, Retail	900.00	825.00	975.00
Production							1312 Osso Buco, Fores Shank	845.00	695.00	995.00
Calves (million lbs)	1.2	1.3	-7.7 %	16.9	18.2	-7.1 %	Shoulder Clod, Chuck	600.00	525.00	675.00
Live weight (lbs)	229	225	1.8 %							
Dressed weight (lbs)	133	131	1.5 %							

Source : USDA

Northeast and North Central				Pennsylvania Vintage Calf Auction					
(Veal Carcass, Hot Basis – Paid to Producer (Hide off, 255-315 lbs))				Graded Holstein Bull Calves					
Special fed : milk fed, nature				March 26, 2020					
\$US / 100 lbs	Weighted Average Price		Min	Max	Number 1	Weight	Head	\$/ 100 lbs	
	303.62		297.00	312.00		- 89 lbs	14	40.00	90.00
Non-Packer & Packers Owned	303.62		297.00	312.00	90 - 120 lbs	103	60.00	135.00	
	303.62		297.00	312.00	+ 120 lbs	13	70.00	105.00	
303.62		297.00	312.00	312.00	Beef Cross	21	70.00	180.00	
303.62		297.00	312.00	312.00	Number 2	- 100 lbs	94	30.00	95.00
303.62		297.00	312.00	312.00	+ 100 lbs	99	70.00	105.00	
303.62		297.00	312.00	312.00	Number 3	- 100 lbs	187	10.00	75.00
303.62		297.00	312.00	312.00	+ 100 lbs	101	15.00	80.00	

\* Does not include all head sold

Source : USDA