

# Hong Kong

**Official Title** Hong Kong Special Administration Region



## General Information:

|                         |  |                               |       |
|-------------------------|--|-------------------------------|-------|
| <b>Capital</b>          | Hong Kong                                      |                               |       |
| <b>Total Area</b>       | 1,092 km <sup>2</sup>                          | <b>Population (million)</b>   | 7.178 |
| <b>Currency</b>         | 1 CAN\$ =                                      | 7.76 Hong Kong \$ (HKD)(2012) |       |
| <b>National Holiday</b> | Establishment Day, 1 July 1997                 |                               |       |
| <b>Language(s)</b>      | Cantonese, English, increasing use of Mandarin |                               |       |

## Political Information:

**Type of State**

**Type of Government**

Special Administrative Region of the People's Republic of China (PRC)

**Head of State**

President Xi Jinping

**Head of Government**

Chief Executive Chun-ying LEUNG (C.Y. LEUNG)

**Ministers**

Chief Secretary for Admin.: Carrie LAM

Fin. Secretary: John TSANG

Secretary for Com. And Econ. Dev.: Greg SO

**Main Political Parties**

Democratic Alliance for the Betterment and Progress of Hong Kong (DAB), Democratic Party, Liberal Party, Civic Party, League of Social Democrats, Association for Democracy and People's

Livelihood (ADPL), Hong Kong Federation of Trade Unions (HKFTU)

**Elections** Last: Sept. 2012 (Legislative Council); March 2012 (Chief Executive); Nov. 2011 (District Council). Next: 2016 (Legislative Council); 2017 (Chief Executive)

## Economic Information: (2012)

IMF/Statistics Canada

|                             | Hong Kong   | Canada      |
|-----------------------------|-------------|-------------|
| <b>GDP: (billion)</b>       | \$263.15    | \$1,820.68  |
| <b>GDP per capita:</b>      | \$36,660.90 | \$52,277.80 |
| <b>GDP Growth rate: (%)</b> | 1.501       | 1.709       |
| <b>Inflation: (%)</b>       | 4.073       | 1.516       |
| <b>Unemployment: (%)</b>    | 3.296       | 7.292       |

## Trade and investment: (2012)

Statistics Canada

|  |                   |
|--|-------------------|
| <b>Canadian Exports:</b>                       | \$2,471,572,493   |
| <b>Canadian Imports:</b>                       | \$279,632,701     |
| <b>Foreign Direct Investment in Canada</b>     | n/a (million)     |
| <b>Canadian Direct Investment to Hong Kong</b> | \$7,130 (million) |

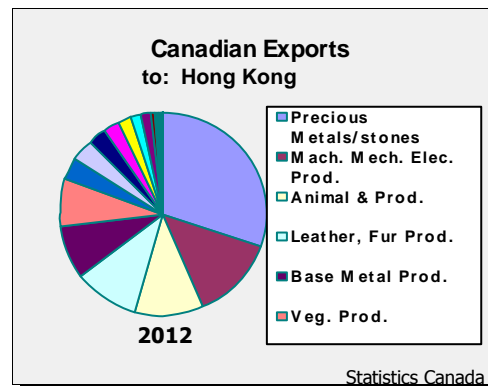
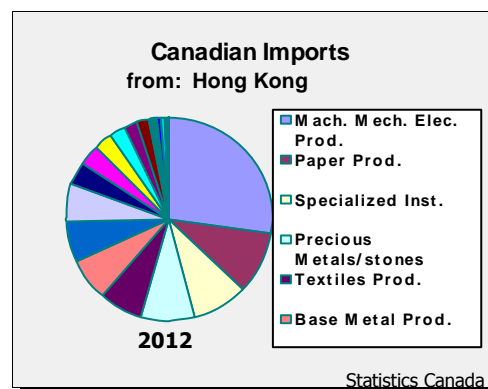
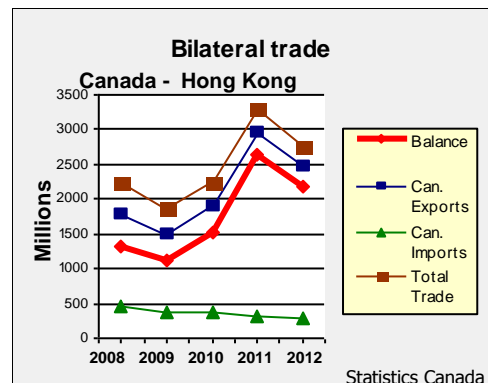
## Representation:

**Foreign Representation in Canada**

Director Gloria LO

**Canadian Representation Abroad**

Consul General J. Ian BURCHETT



Sources:  
 Statistics/Industry Canada  
<http://www.ic.gc.ca/eic/site/tdo-dcd.nsf/eng/Home>  
 IMF  
<http://www.imf.org/external/data.htm>